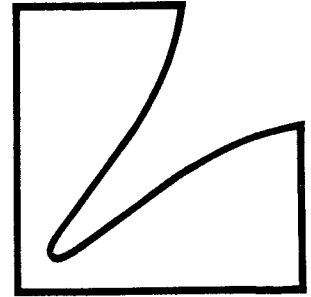



SERVICE MANUAL



Stereo Integrated Amplifier

LV-117



Contents

Specifications	3
Parts Locations and Disassembly Instructions	4 to 5
Adjustment Procedures	5 to 6
Adjustment Locations	7 to 8
Block Diagram	8
Parts Layout on P. C. Boards and Wiring Diagram (UQ and UZ model only 1/3)	9 to 11
Parts Layout on P. C. Boards and Wiring Diagram (UQ and UZ model only 2/3)	12 to 14
Parts Layout on P. C. Boards and Wiring Diagram (UQ and UZ model only 3/3)	15 to 17
Parts Layout on P. C. Boards and Wiring Diagram (AD and JA model only 1/3)	18 to 20
Parts Layout on P. C. Boards and Wiring Diagram (AD and JA model only 2/3)	21 to 23
Parts Layout on P. C. Boards and Wiring Diagram (AD and JA model only 3/3)	24 to 26
Schematic Diagram (1/2)	27 to 29
Schematic Diagram (2/2)	30 to 32
Electrical Parts List	33 to 43
Packing Assembly Parts List	44
Packing Method View	44
Cabinet Assembly Parts List	45 to 46
Exploded View (Cabinet)	47 to 48
Semi-Conductor Lead Identifications	49 to 55

Specifications

Power Output	110W/ch (8 ohms 20Hz~20kHz)
Total Harmonic Distortion	0.05% (20Hz~20kHz at 110W into 8 ohm)
Input Sensitivity (at 1kHz)	CD : 150mV±10% Tuner : 150mV±10% Line-1, 2 : 150mV±10% LD : 150mV±10% VHD : 150mV±10% Tape-1~3 : 150mV±10%
Input Impedance (at 1kHz)	CD : 47k ohm±10% Tuner : 47k ohm±10% Line-1, 2 : 47k ohm±10% LD : 47k ohm±10% VHD : 47k ohm±10% Tape-1~3 : 30k ohm±10%
Frequency Response (10Hz~100kHz)	CD : ±1.5dB Tuner : ±1.5dB Line-1, 2 : ±1.5dB LD : ±1.5dB VHD : ±1.5dB Tape-1~3 : ±1.5dB
Tone Controls	Bass (100Hz) : ±9±2dB Treble (10kHz) : ±6±2dB (JA and AD Model only) ±6+4, -2dB (UZ and UQ Model only)
Loudness Control (VR-30dB)	10Hz : +6+5, -2dB 10kHz : +4+5, -2dB
S/N Ratio (Input Short-Circuit)	CD : 85.9dB Tuner : 85.9dB Line-1, 2 : 85.9dB LD : 85.9dB VHD : 85.9dB Tape-1~3 : 85.9dB
Cross Talk (at 1kHz)	CD : 60dB Tuner : 60dB Line-1, 2 : 60dB LD : 60dB VHD (SP Out) : 60dB
Head-phone Output	(110W/8 ohm-1kHz) 400mV±10%
Power Supply	100V, 50/60Hz (JA Model only) 120/220/240V, 50Hz (AD Model only) 120V, 60Hz (UZ and UQ Model only)
Semiconductors	24 IC's, 59 Transistors, 12 FETs, 32 Diodes, 16 Zener Diodes (JA Model only) 24 IC's, 59 Transistors, 12 FETs, 28 Diodes, 18 Zener Diodes (AD Model only) 25 IC's, 60 Transistors, 12 FETs, 34 Diodes, 18 Zener Diodes (UQ Model only) 25 IC's, 64 Transistors, 12 FETs, 38 Diodes, 18 Zener Diodes (UZ Model only)
Dimensions	438 (W) × 166 (H) × 422 (D) mm
Weight	15.7kg

Digital/Analog Section

Output Level (at 1kHz)	2V±10%
Frequency Response (20Hz~20kHz)	±1dB
S/N Ratio	90dB
Cross Talk (at 1kHz)	75dB
Total Harmonic Distortion (at 1kHz)	0.01%
Dynamic Range (at 1kHz)	70dB

NOTE : Due to continuing product improvement, specifications and design are subject to change without notice

Parts Locations and Disassembly Instructions

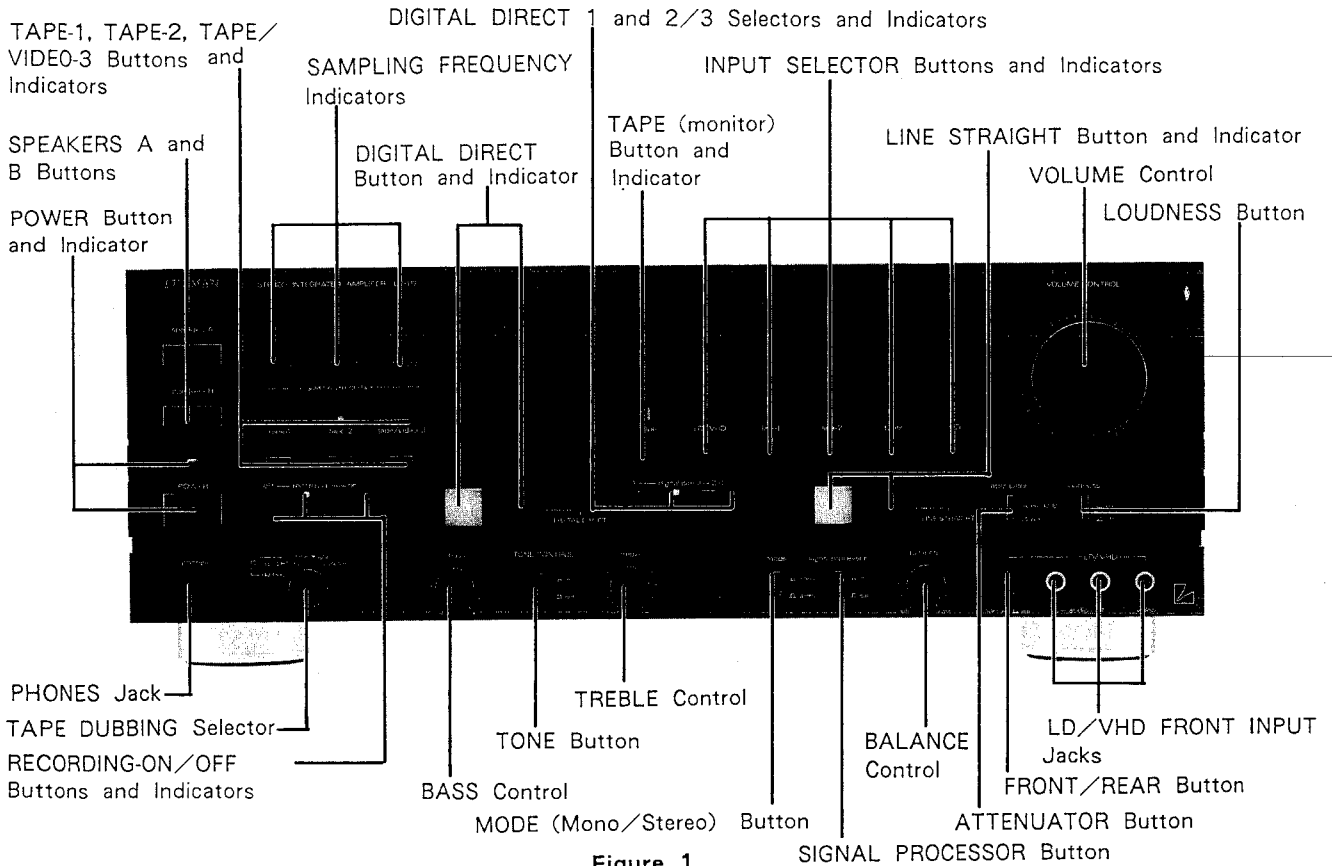


Figure 1

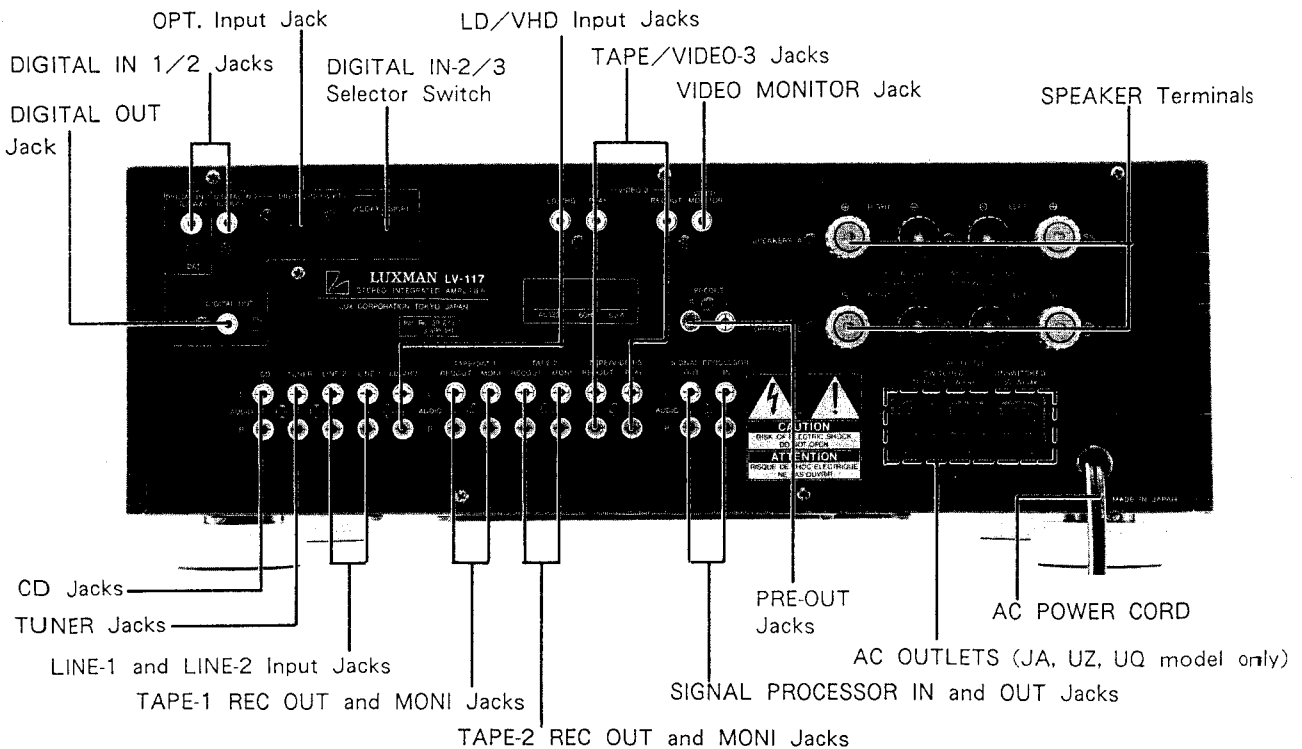


Figure 2

1. Removal of Main P. C. Board

- (1) After removal of the top cover, remove five screws marked "O" as shown in Figure 3.
- (2) After removal of the bottom cover and chassis channel, remove three screws marked "△" and solders (A) as shown in Figure 4.
- (3) Disconnect all wires from the Main P. C. Board and the P. C. Board with heatsink can be removed completely.

1. メイン基板の外し方

- (1) 上蓋を外してから5本のネジ (○印) を外します。(3図参照)
- (2) 底蓋とシャーシ・チャンネルを外してから3本のネジ (△印) と半田 (A) を外します。(4図参照)
- (3) メイン基板から出ている全てのリード線を外せば、基板はヒート・シンクと一緒に外せます。




Figure 3




Figure 4

Adjustment Procedures

1. Connections

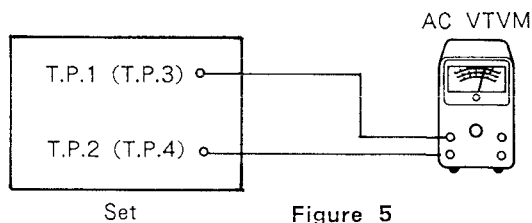


Figure 5

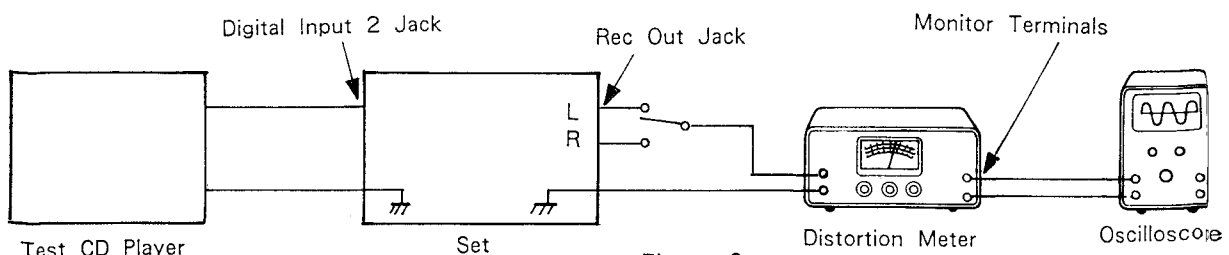


Figure 6

2. Control Settings

Power Switch ON
 Speaker Switch A Position
 Others OFF

Digital In 2/3 Selector Switch 2 (COAX)
 Volume Control Minimum
 Treble/Bass/Balance Control Center

3. Adjustment Procedures

(1) Idling Adjustment (Figure 5, Connections)

1. Set VR7501 (VR7502) to minimum.
2. Adjust VR7501 (VR7502) so that voltage between T.P.1 (T.P.3) and T.P.2 (T.P.4) reaches $10 \pm 3\text{mV}$.

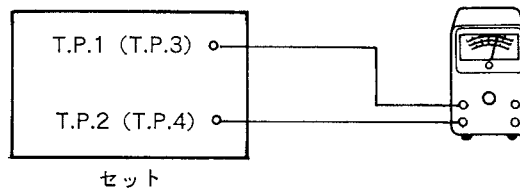
(2) DAC Distortion Adjustment (Figure 6, Connections)

1. Set the digital direct switch to the ON position.
2. Apply 1kHz, 2V input signal.
3. Adjust VR2101 so that distortion is minimum.

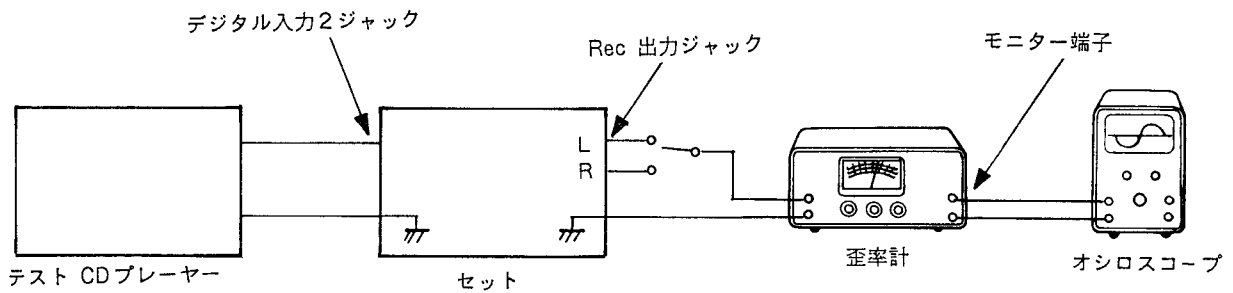
Note: Proceed the adjustment shown above about a minute after power is turned on.

調整箇所

1. 接続



<5図>



<6図>

2. コントロール類のセット位置

電源スイッチ ON
 スピーカー・スイッチ A位置
 他のスイッチ類 OFF

デジタル入力 2/3セレクトター・スイッチ 2 (COAX)
 ボリューム調整つまみ 最小
 トレブル/バス/バランス調整つまみ 中央

3. 調整方法

(1) アイドリング調整 (接続、5図)

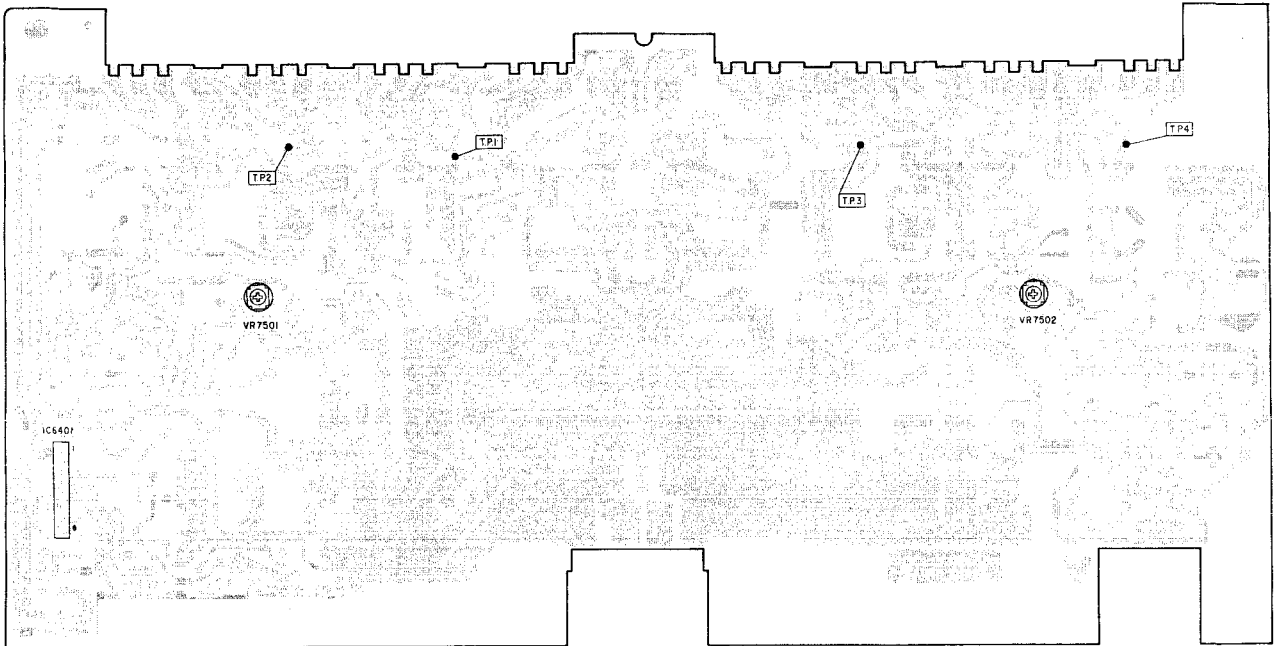
1. VR7501 (VR7502) を最小にセットします。
2. T.P.1 (T.P.3)、T.P.2 (T.P.4) 間の電圧が $10 \pm 3\text{mV}$ になるように VR7501 (VR7502) で調整します。

注意: 電源ON後約1分ぐらいたってから上記の調整を行います。

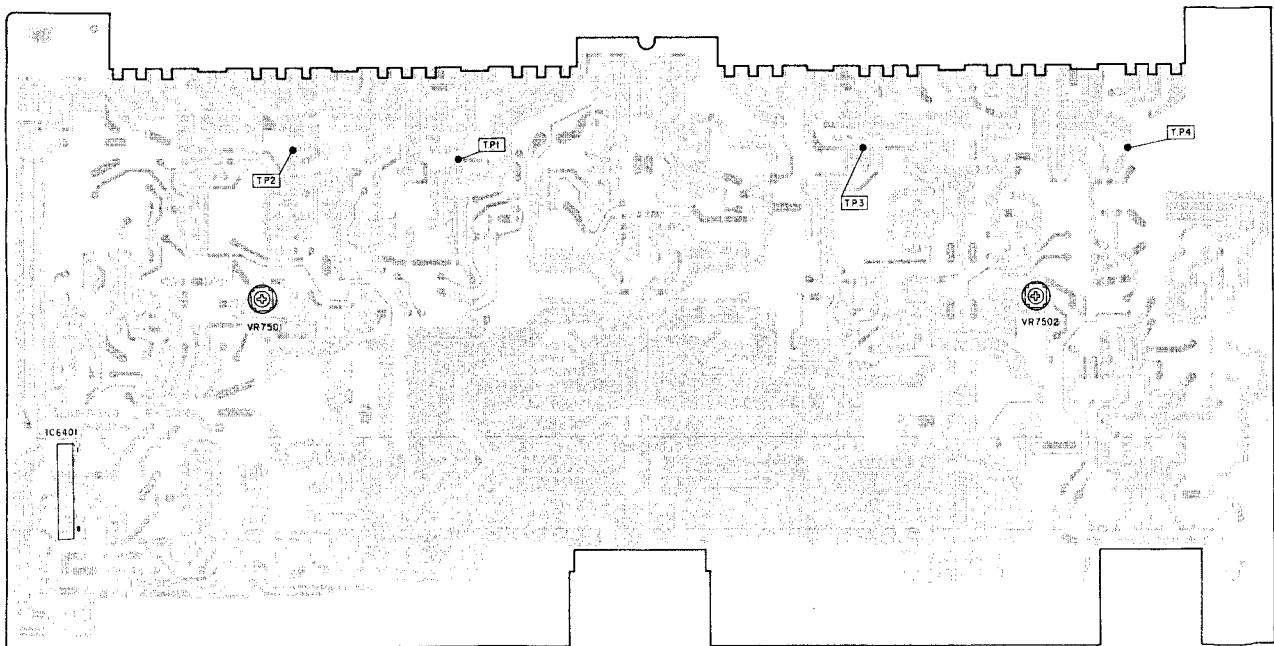
(2) DAC歪率調整 (接続、6図)

1. デジタル・ダイレクトスイッチをON側にします。
2. 1kHz、2Vの入力信号を加えます。
3. 歪率が最小になるように VR2101 で調整します。

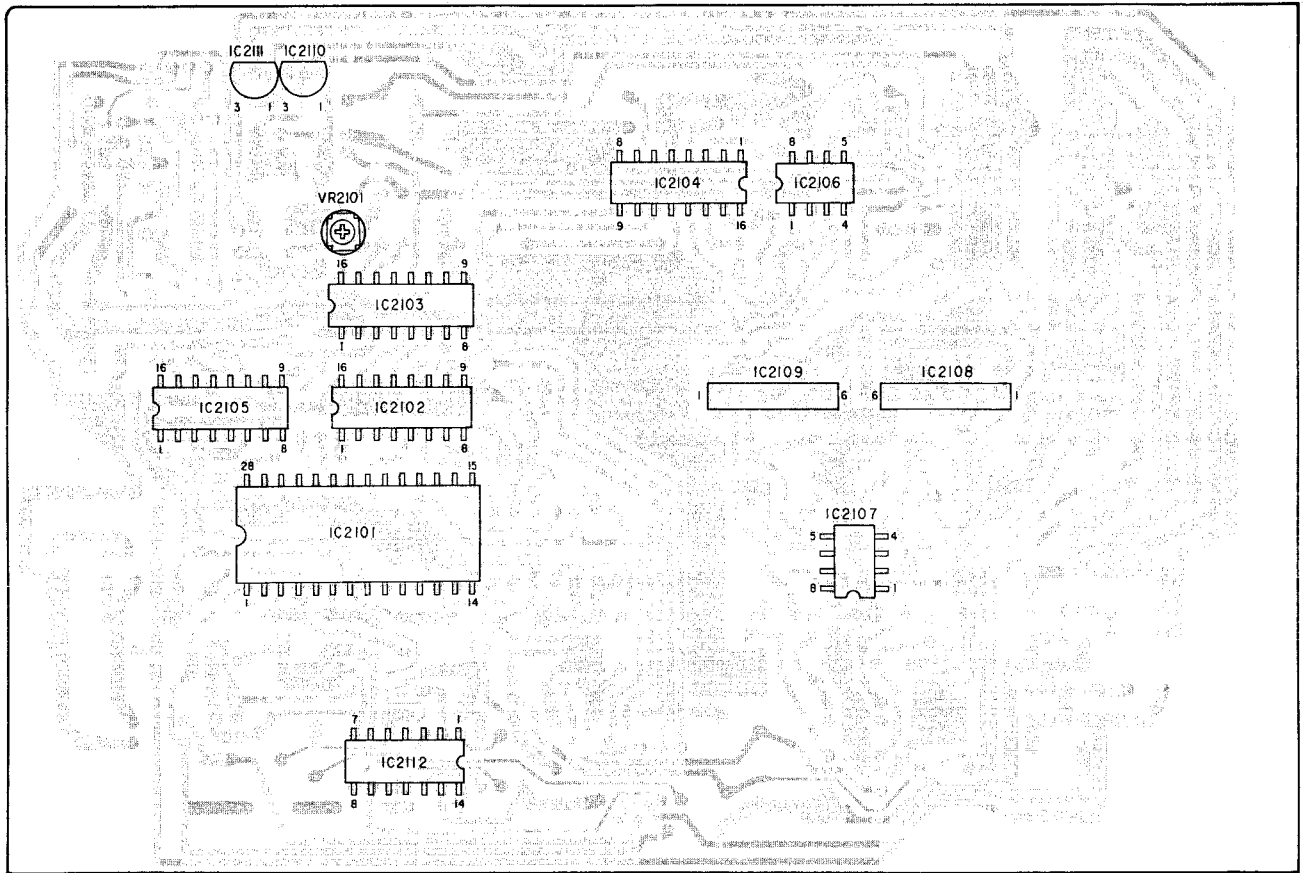
Adjustment Locations



Main P. C. Board (UQ and UZ model only)

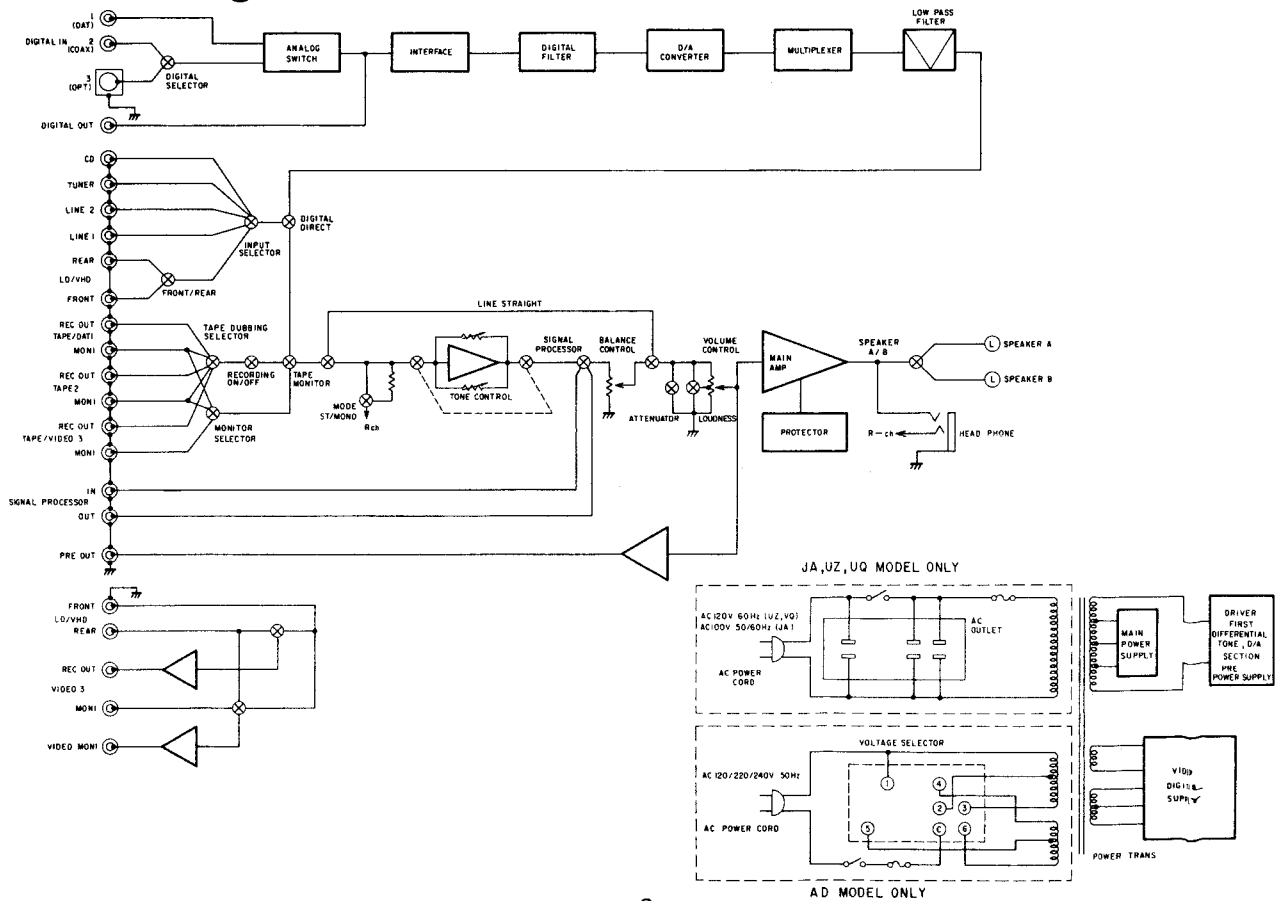


Main P. C. Board (AD and JA model only)

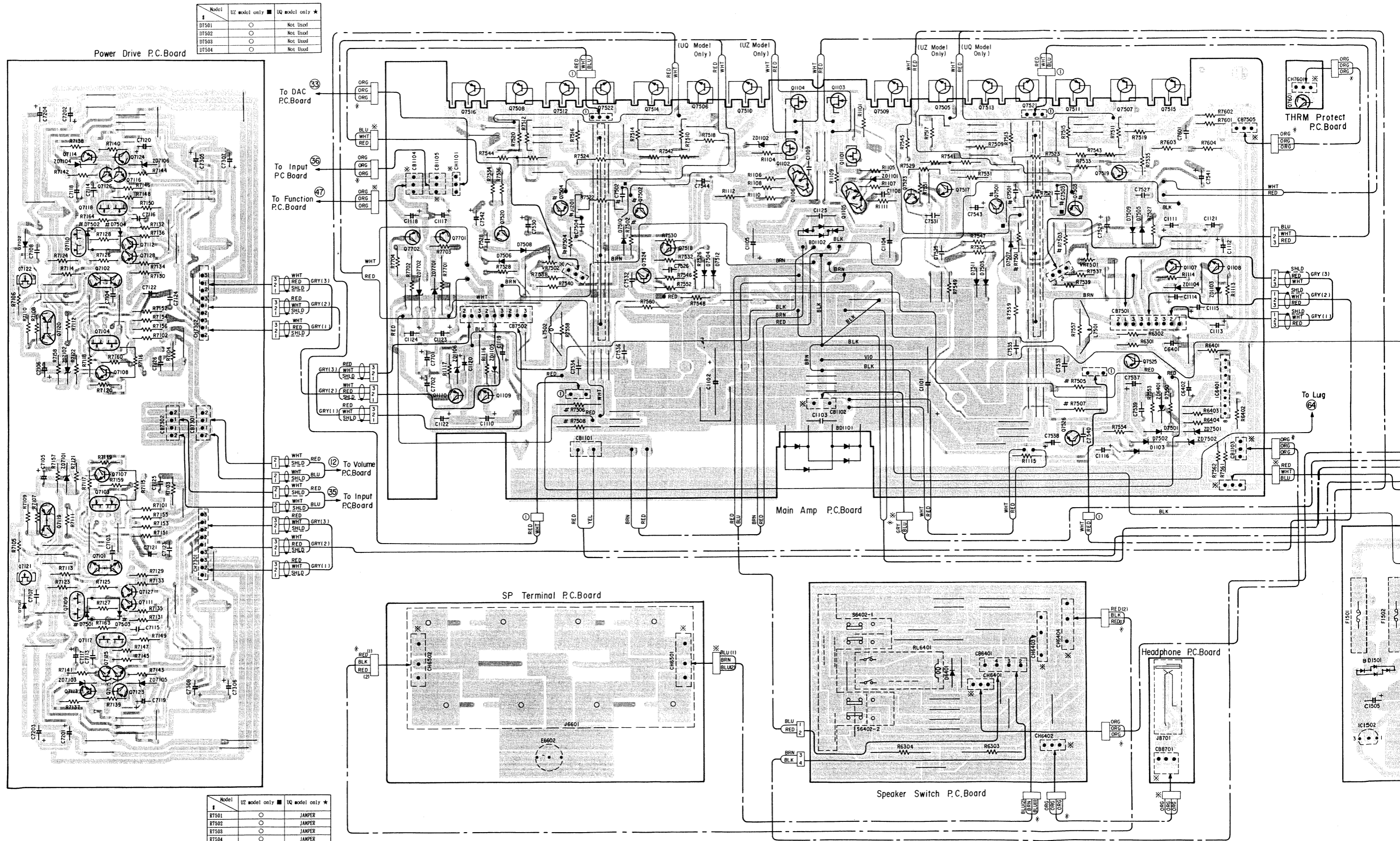


DAC P. C. Board

Block Diagram



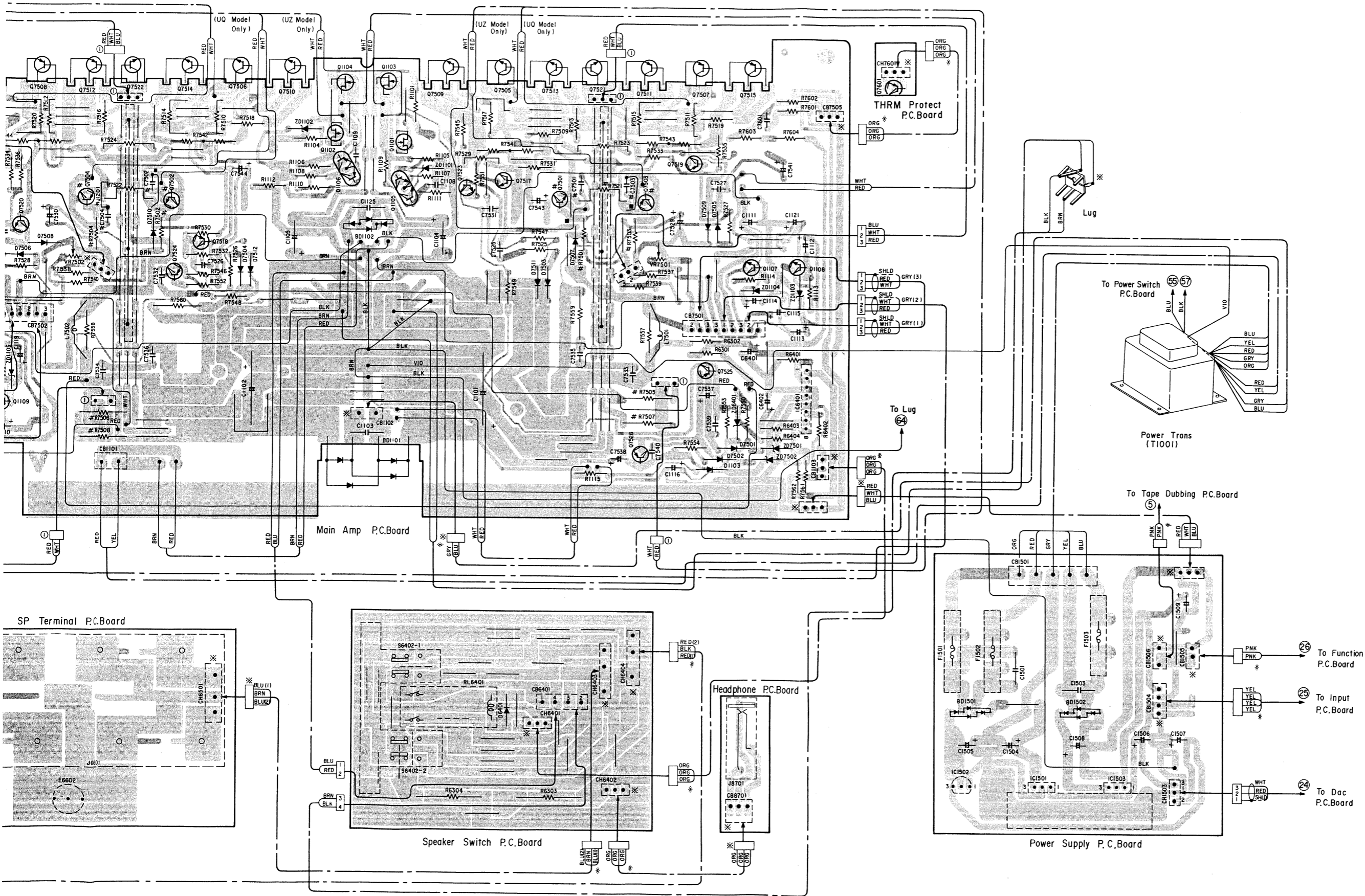
Parts Layout on P.C. Boards and Wiring Diagram (UQ and UZ model only 1/3)



Model	UZ model only	UQ model only	*
D7501	○	○	Not Used
D7502	○	○	Not Used
D7503	○	○	Not Used
D7504	○	○	Not Used

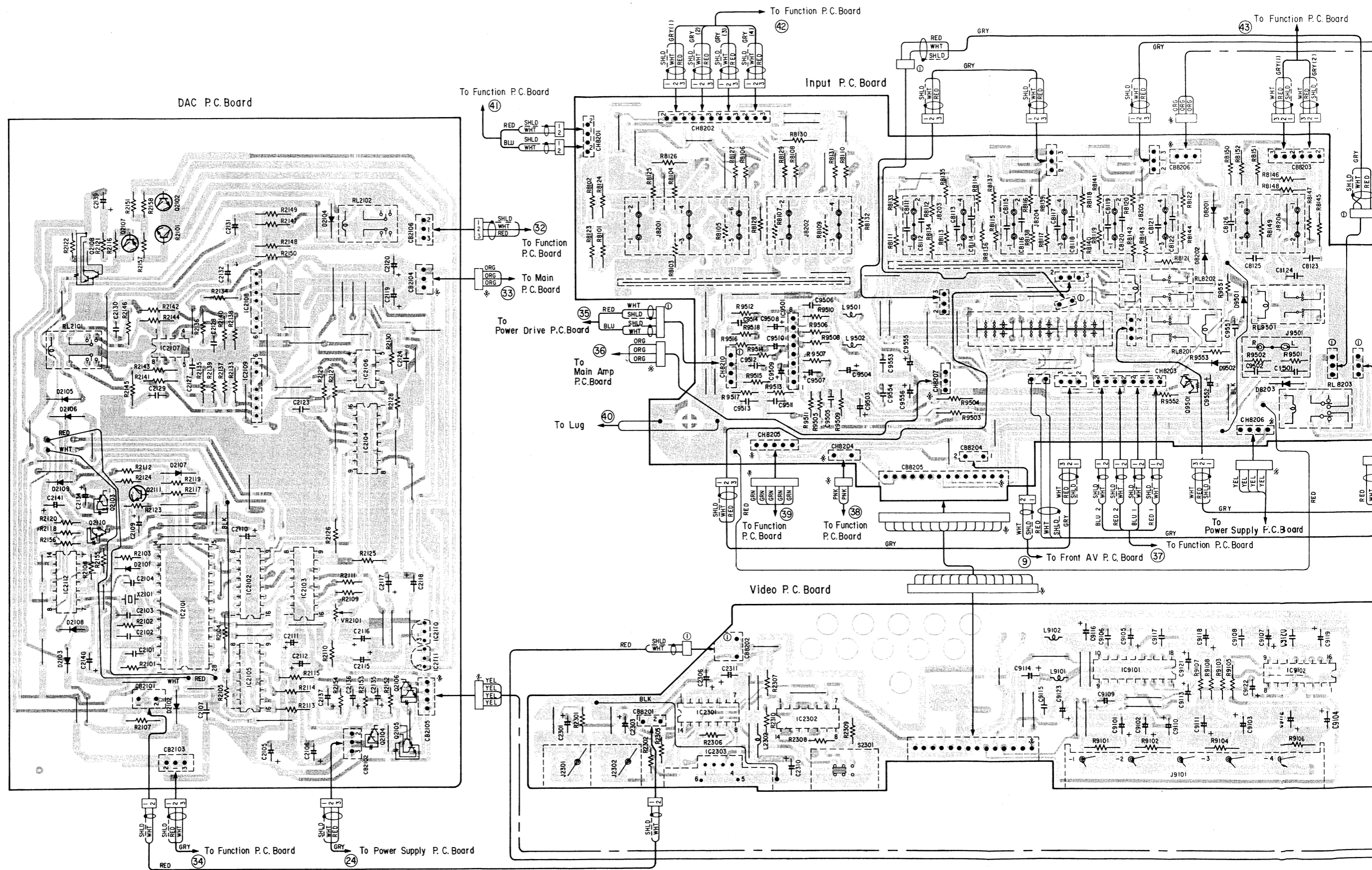
Model	UZ model only	UQ model only	*
R7501	○	○	JAMPER
R7502	○	○	JAMPER
R7503	○	○	JAMPER
R7504	○	○	JAMPER

m (UQ and UZ model only 1/3)



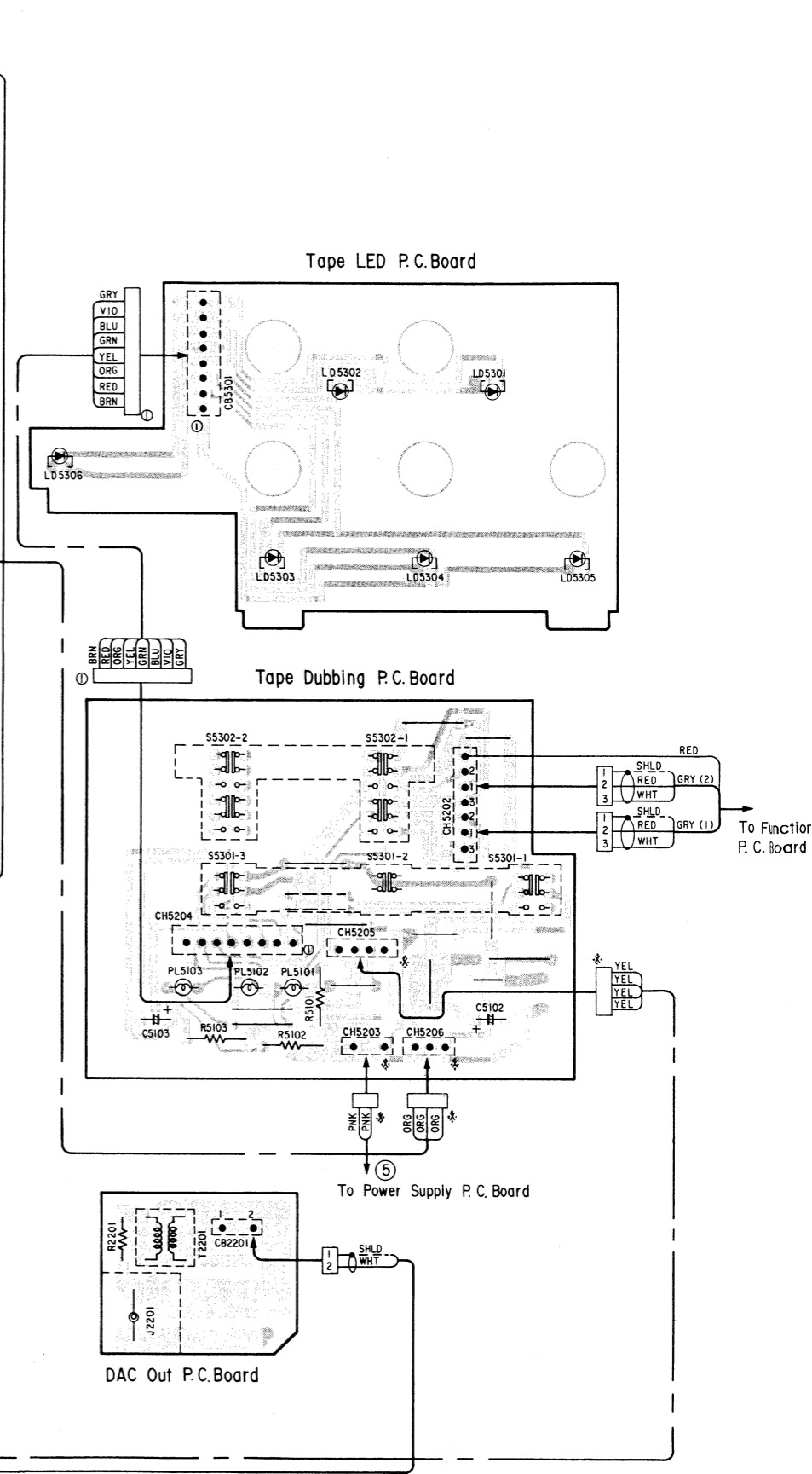
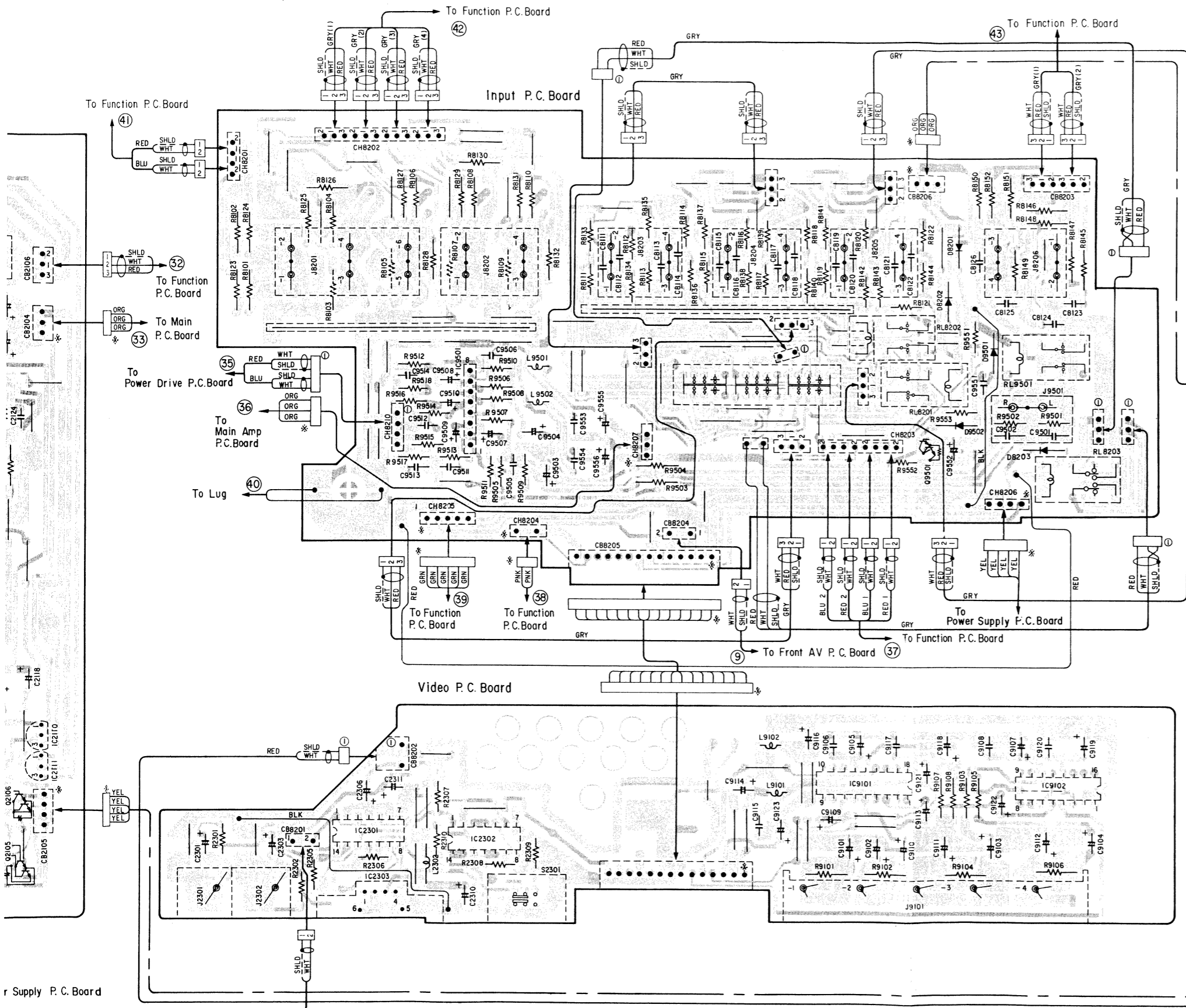
- BLU Blue
- GRN Green
- BLK Black
- GRY Gray
- WHT White
- RED Red
- BRN Brown
- ORG Orange
- YEL Yellow
- VIO Violet
- GRN/WHT Green/White
- GRY/WHT Gray/White
- GRY/YEL Gray/Yellow
- GRN/YEL Green/Yellow
- SHLD Shield

Parts Layout on P.C. Boards and Wiring Diagram (UQ and UZ model only 2/3)



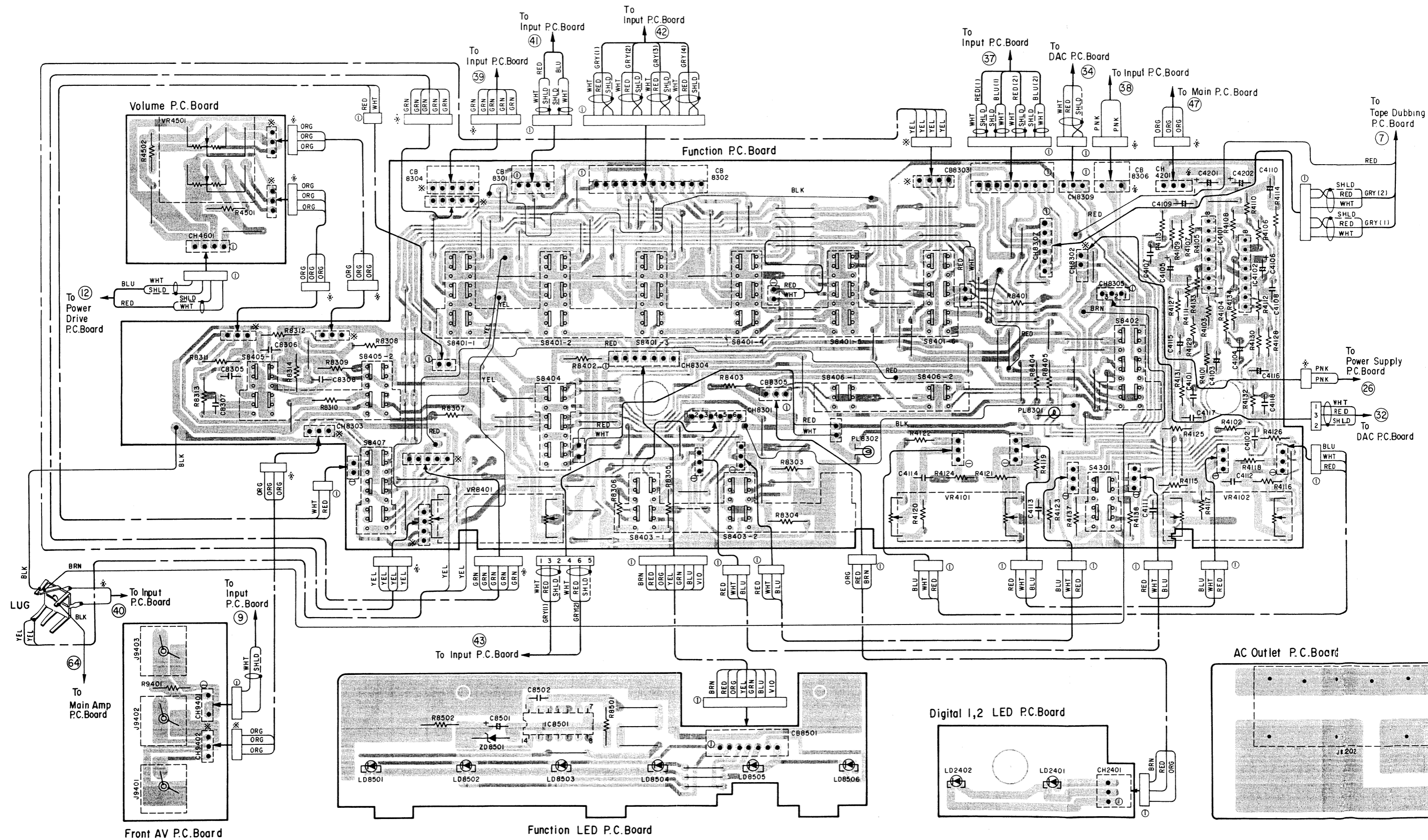
- BLU Blue
- GRN Green
- BLK Black
- GRY Gray
- WHT White
- RED Red
- BRN Brown
- ORG Orange
- YEL Yellow
- VIO Violet
- GRN/WHT Green/White
- GRY/WHT Gray/White
- GRY/YEL Gray/Yellow
- GRN/YEL Green/Yellow
- SHLD Shield

am (UQ and UZ model only 2/3)

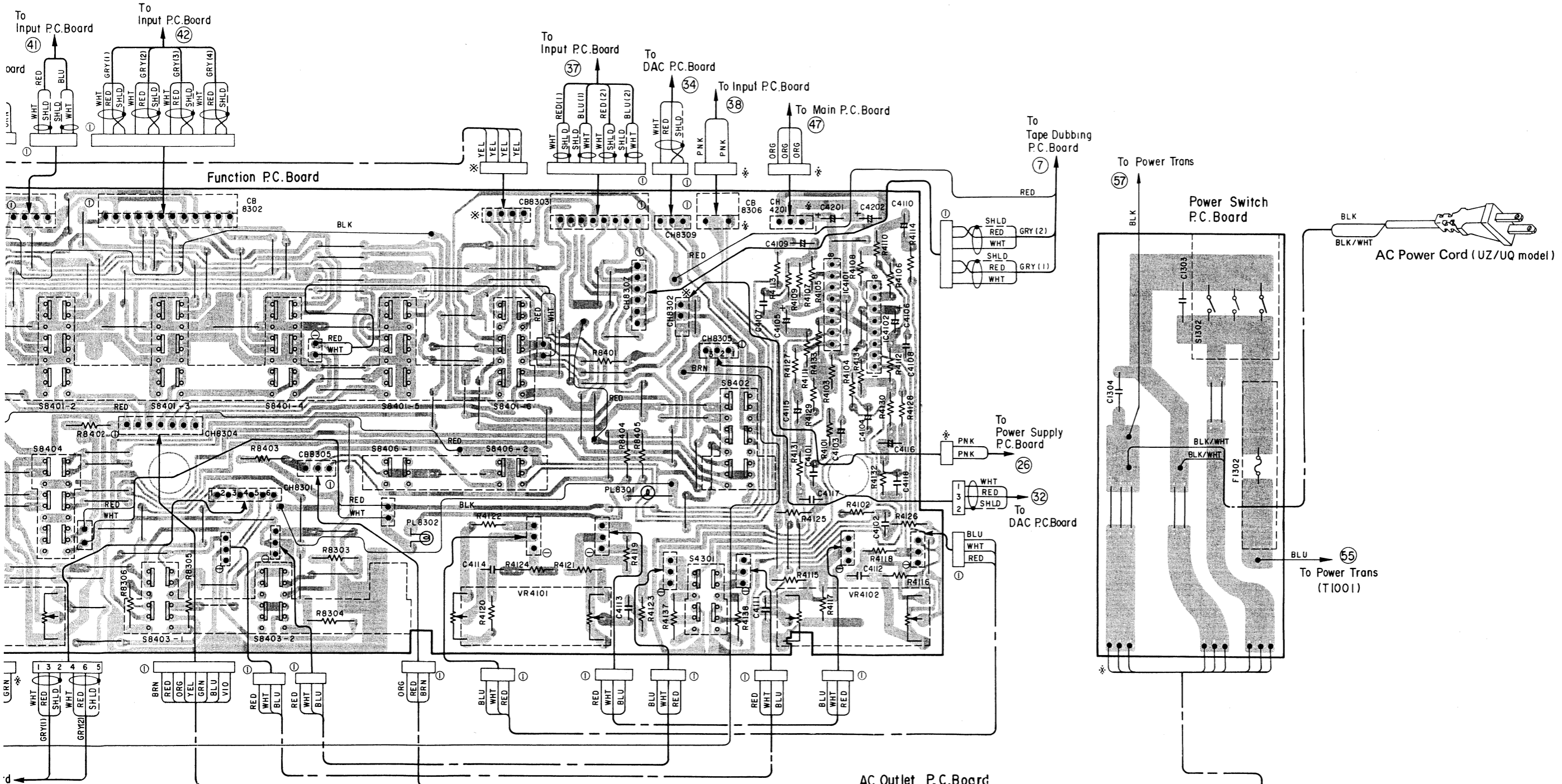


r Supply P.C. Board

Parts Layout on P.C. Boards and Wiring Diagram (UQ and UZ model only 3/3)



m (UQ and UZ model only 3/3)



- BLU Blue
- GRN Green
- BLK Black
- GRY Gray
- WHT White
- RED Red
- BRN Brown
- ORG Orange
- YEL Yellow
- VIO Violet
- GRN/WHT Green/White
- GRY/WHT Gray/White
- GRY/YEL Gray/Yellow
- GRN/YEL Green/Yellow
- SHLD Shield

Function LED P.C. Board

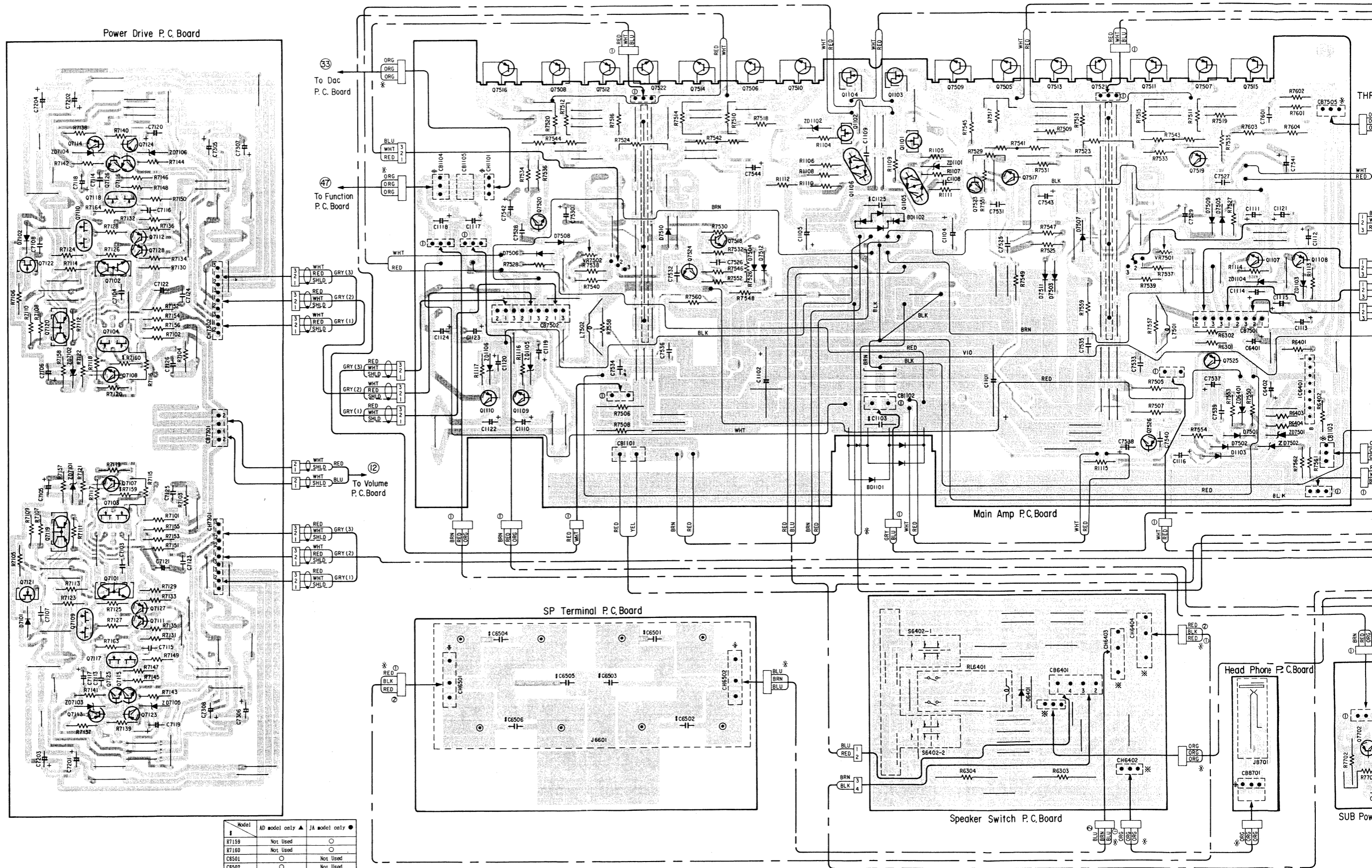
Digital 1,2 LED P.C. Board

AC Outlet P.C. Board

Power Switch P.C. Board

AC Power Cord (UZ/UQ model)

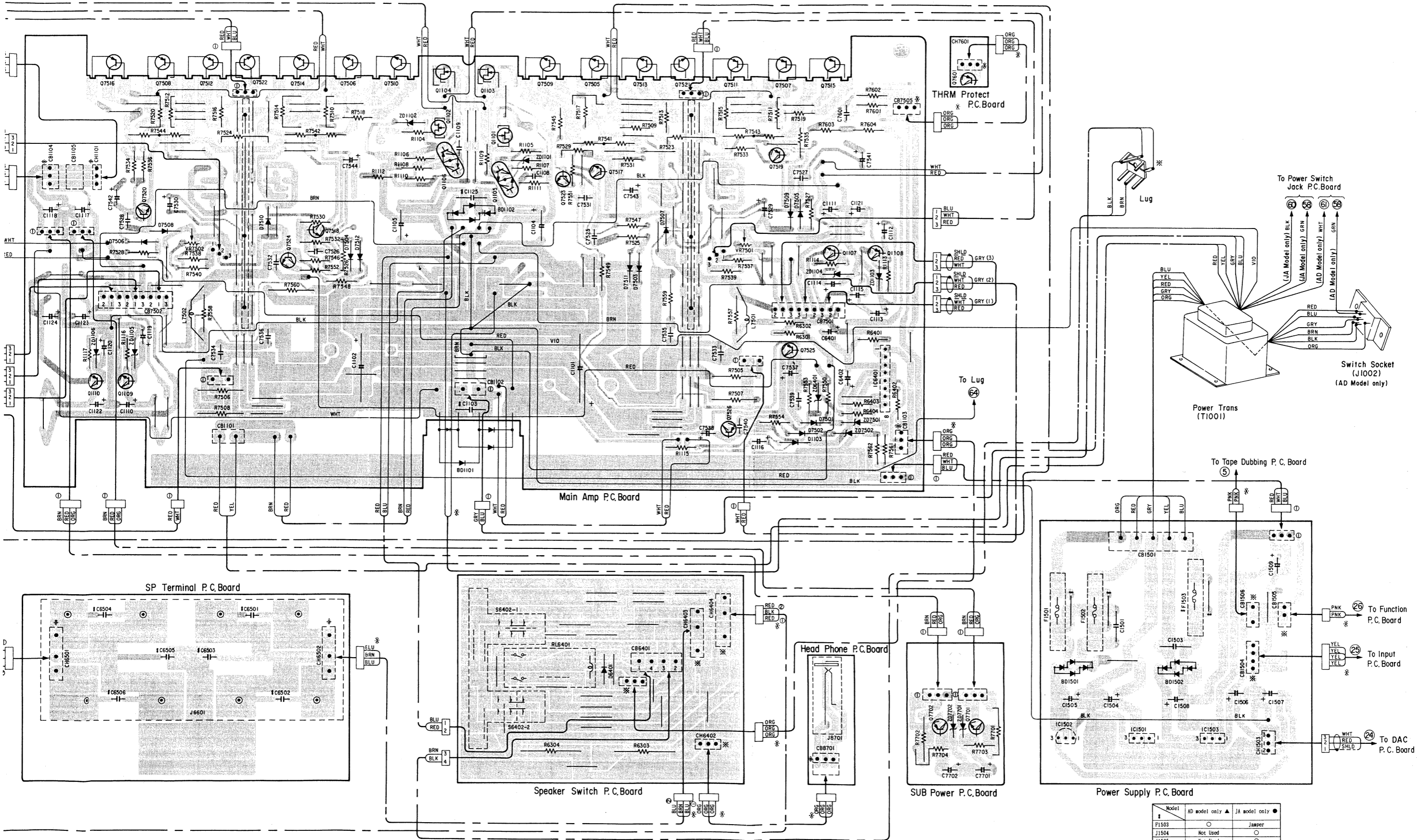
Parts Layout on P.C. Boards and Wiring Diagram (AD and JA model only 1/3)



- BLU Blue
- GRN Green
- BLK Black
- GRY Gray
- WHT White
- RED Red
- BRN Brown
- ORG Orange
- YEL Yellow
- VIO Violet
- GRN/WHT Green/White
- GRY/WHT Gray/White
- GRY/YEL Gray/Yellow
- GRN/YEL Green/Yellow
- SHLD Shield

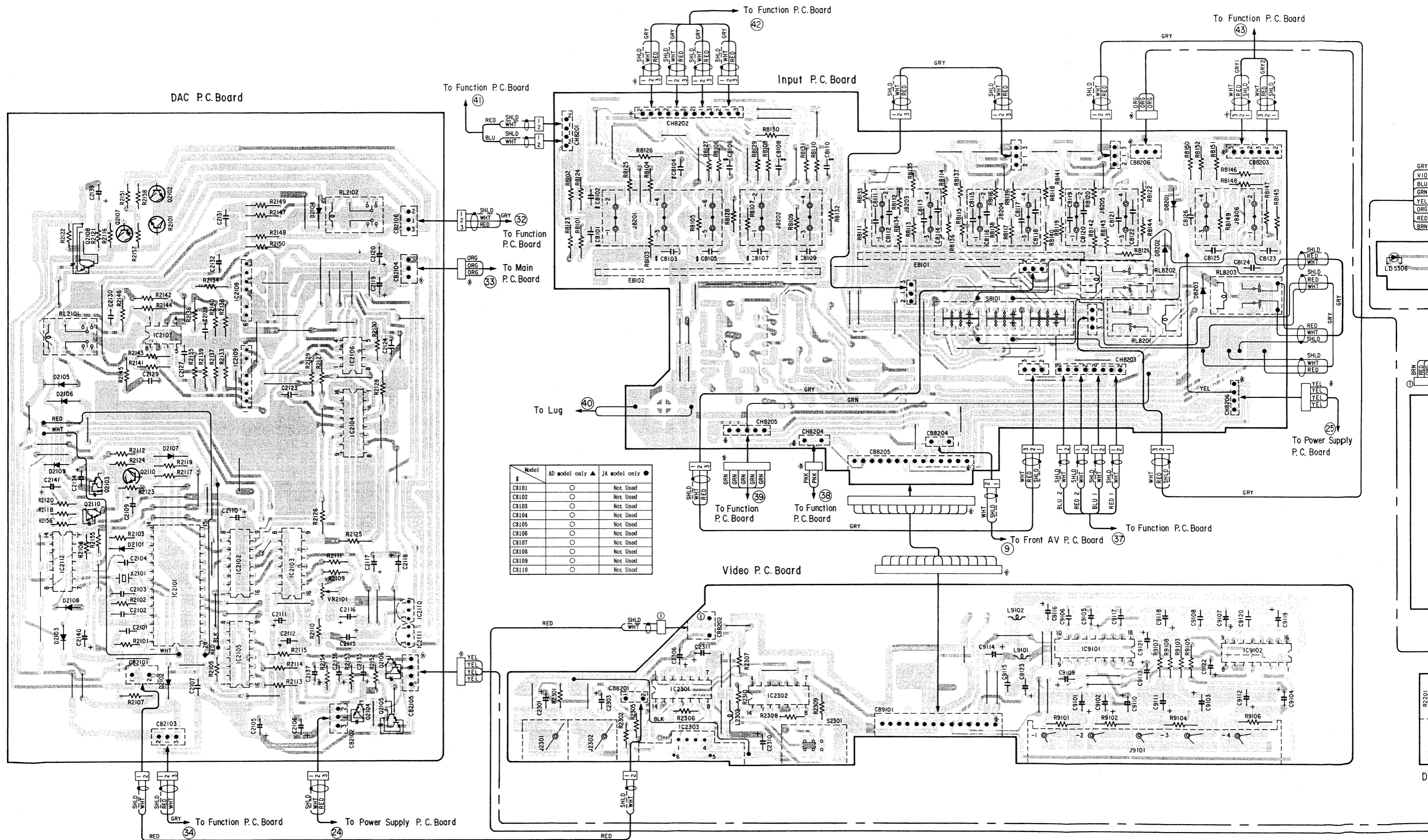
Model	AD model only ▲	JA model only ●
R7159	Not Used	○
R7160	Not Used	○
C8501	○	Not Used
C8502	○	Not Used
C8503	○	Not Used
C8504	○	Not Used
C8505	○	Not Used
C8506	○	Not Used

am (AD and JA model only 1/3)

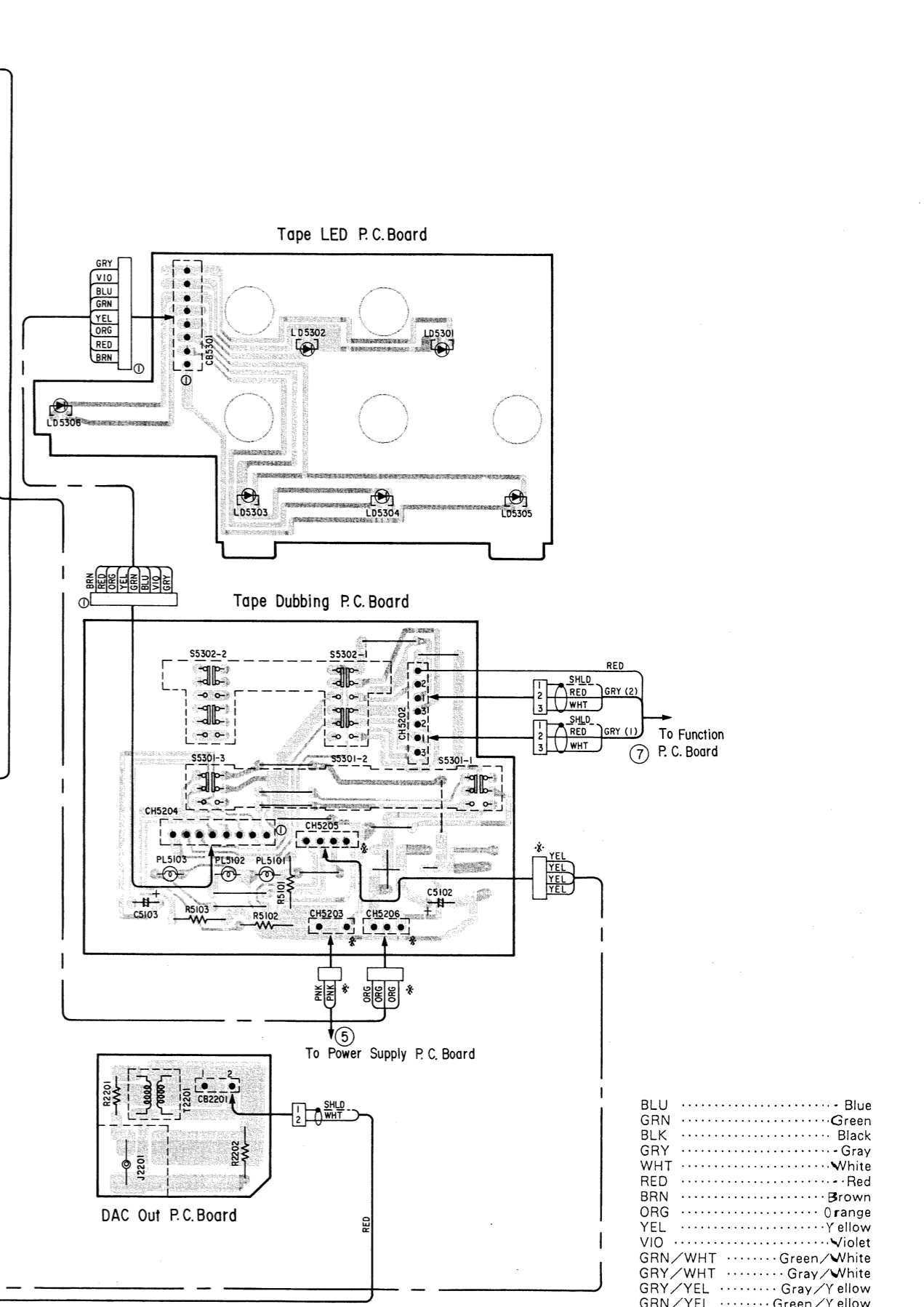
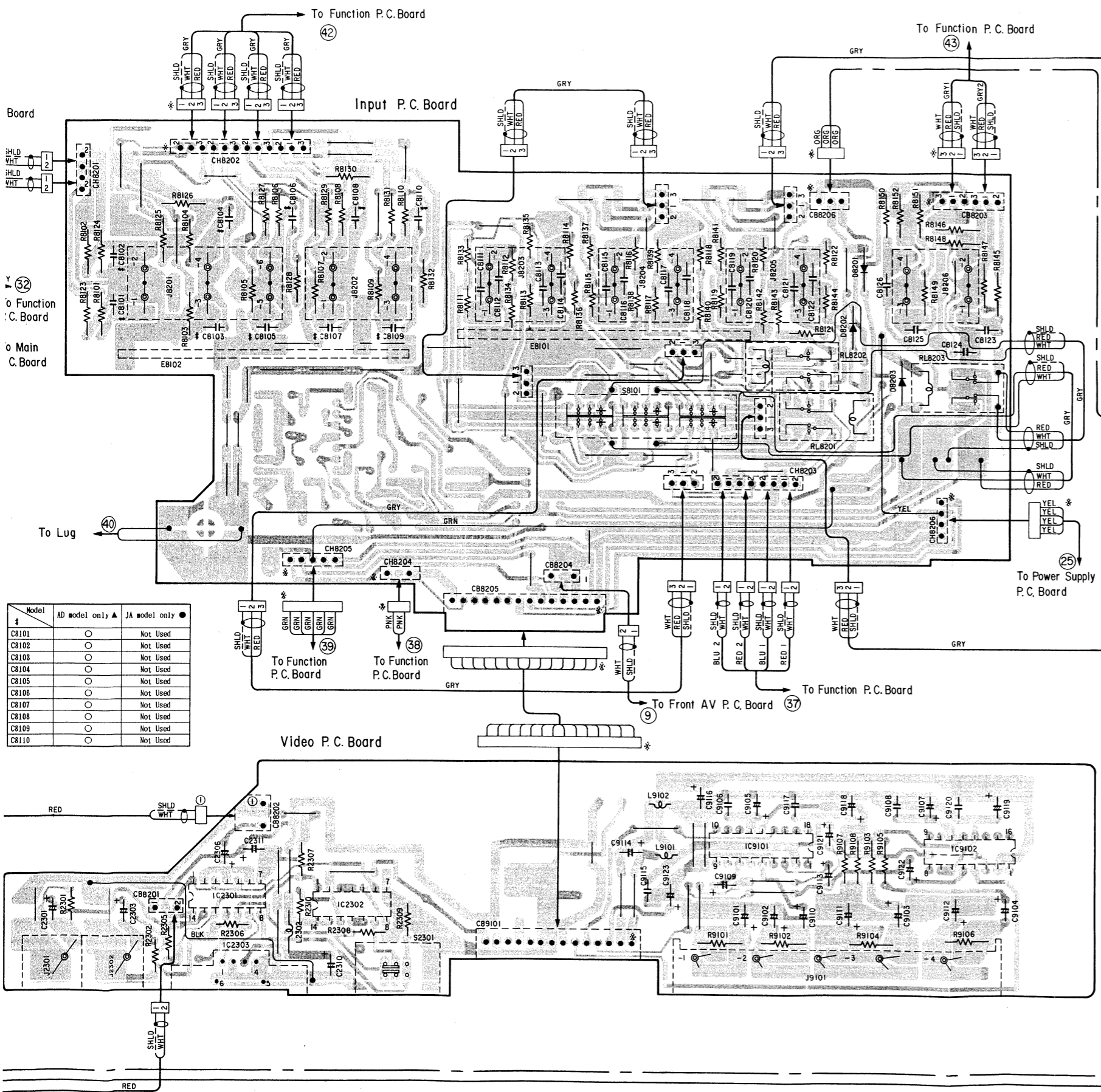


Model	AD model only	JA model only
F1503	○	Jumper
J1504	○	Not Used
J1505	○	Not Used
J1506	○	Not Used
C1103	○	Not Used
C1125	○	Not Used

Parts Layout on P.C. Boards and Wiring Diagram (AD and JA model only 2/3)

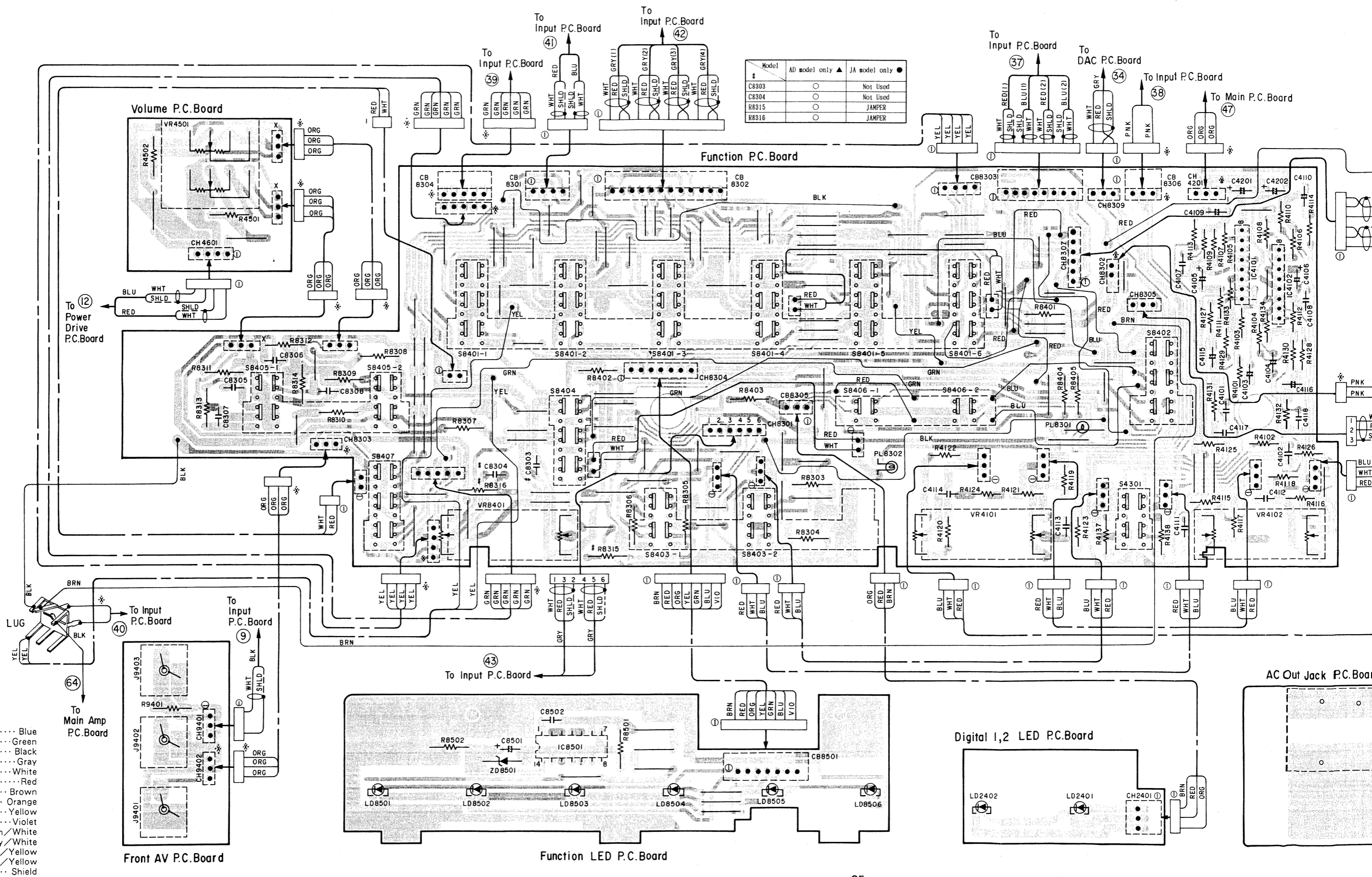


m (AD and JA model only 2/3)



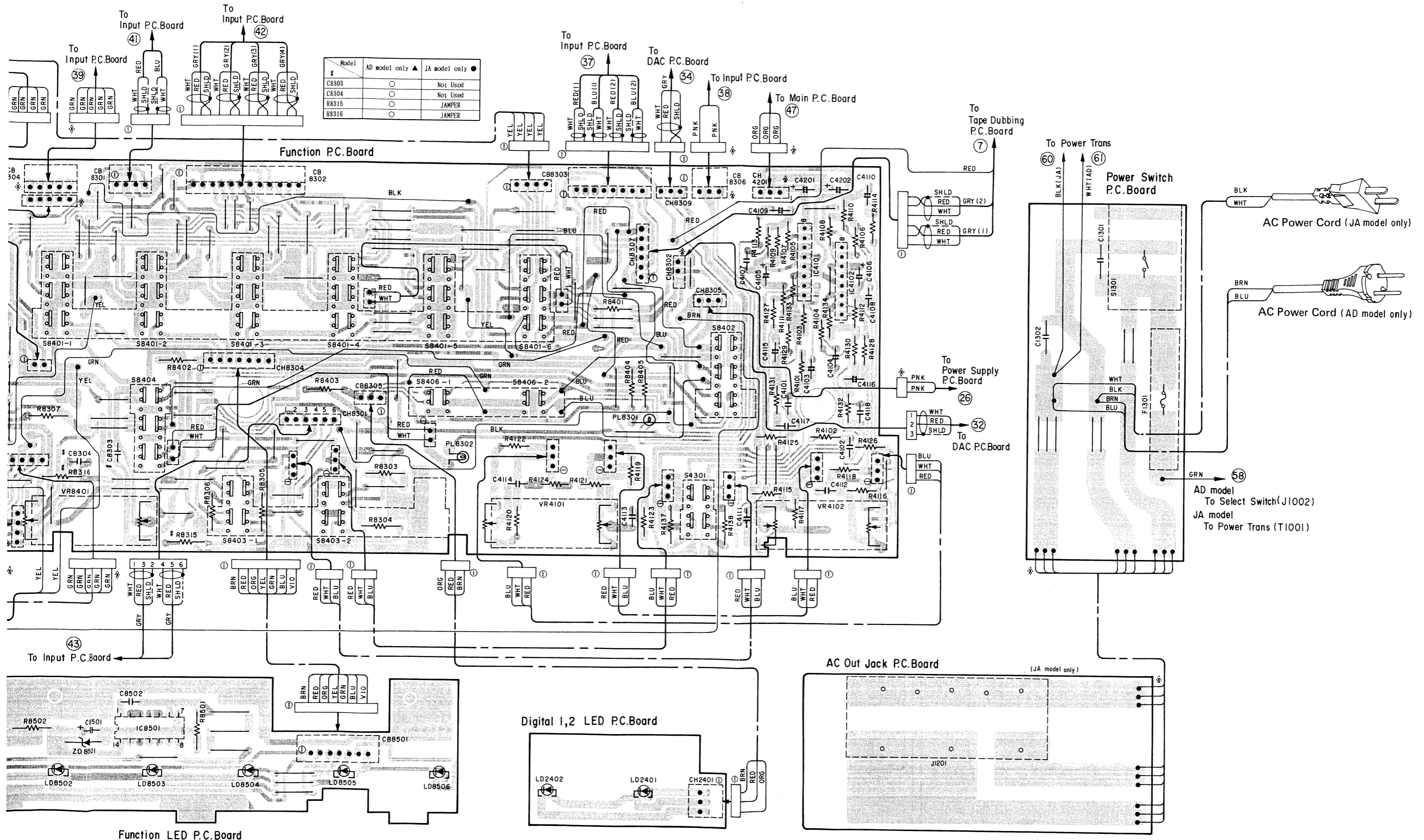
- BLU Blue
- GRN Green
- BLK Black
- GRY Gray
- WHT White
- RED Red
- BRN Brown
- ORG Orange
- YEL Yellow
- VIO Violet
- GRN/WHT Green/White
- GRY/WHT Gray/White
- GRY/YEL Gray/Yellow
- GRN/YEL Green/Yellow
- SHLD Shield

Parts Layout on P.C. Boards and Wiring Diagram (AD and JA model only 3/3)

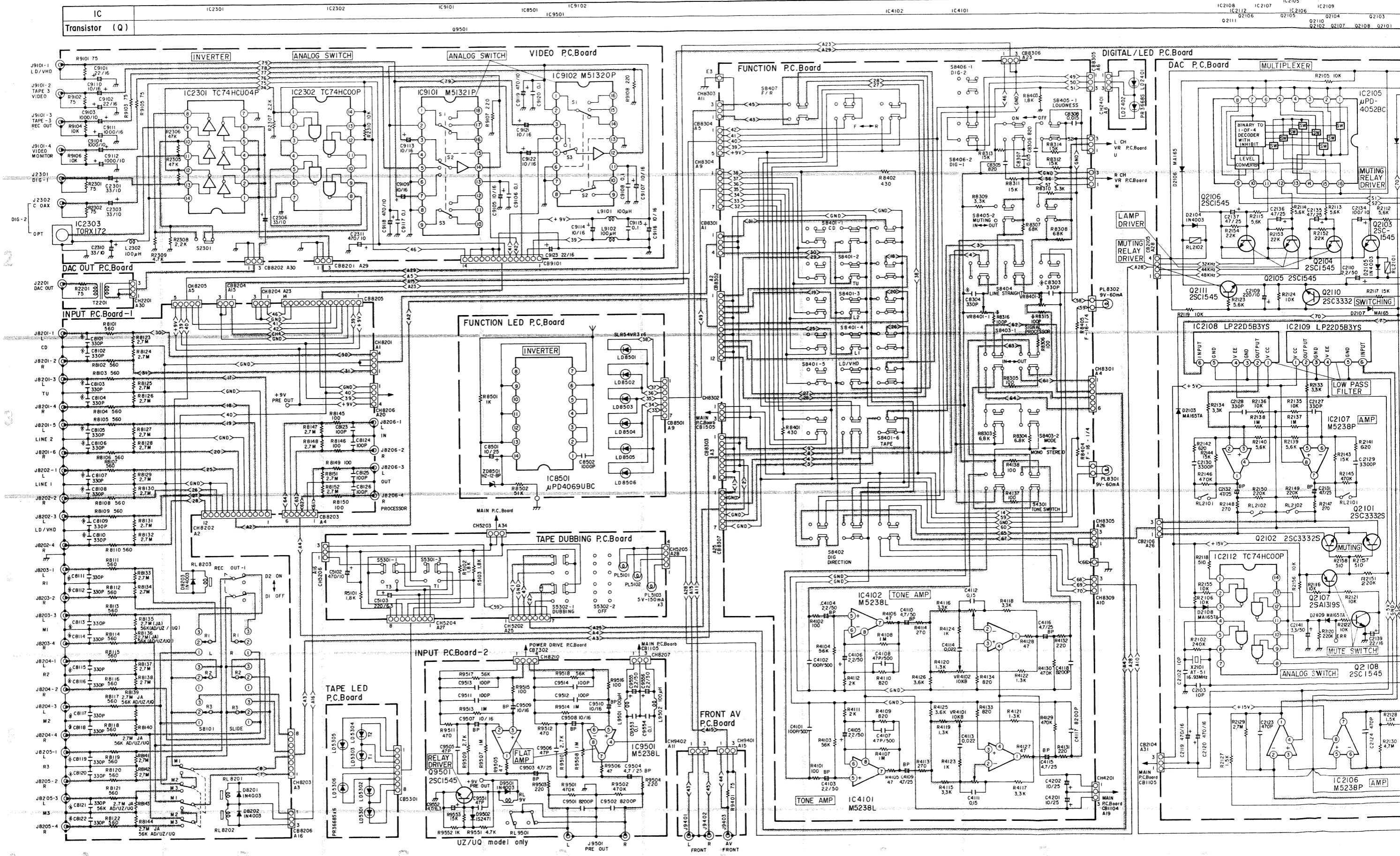


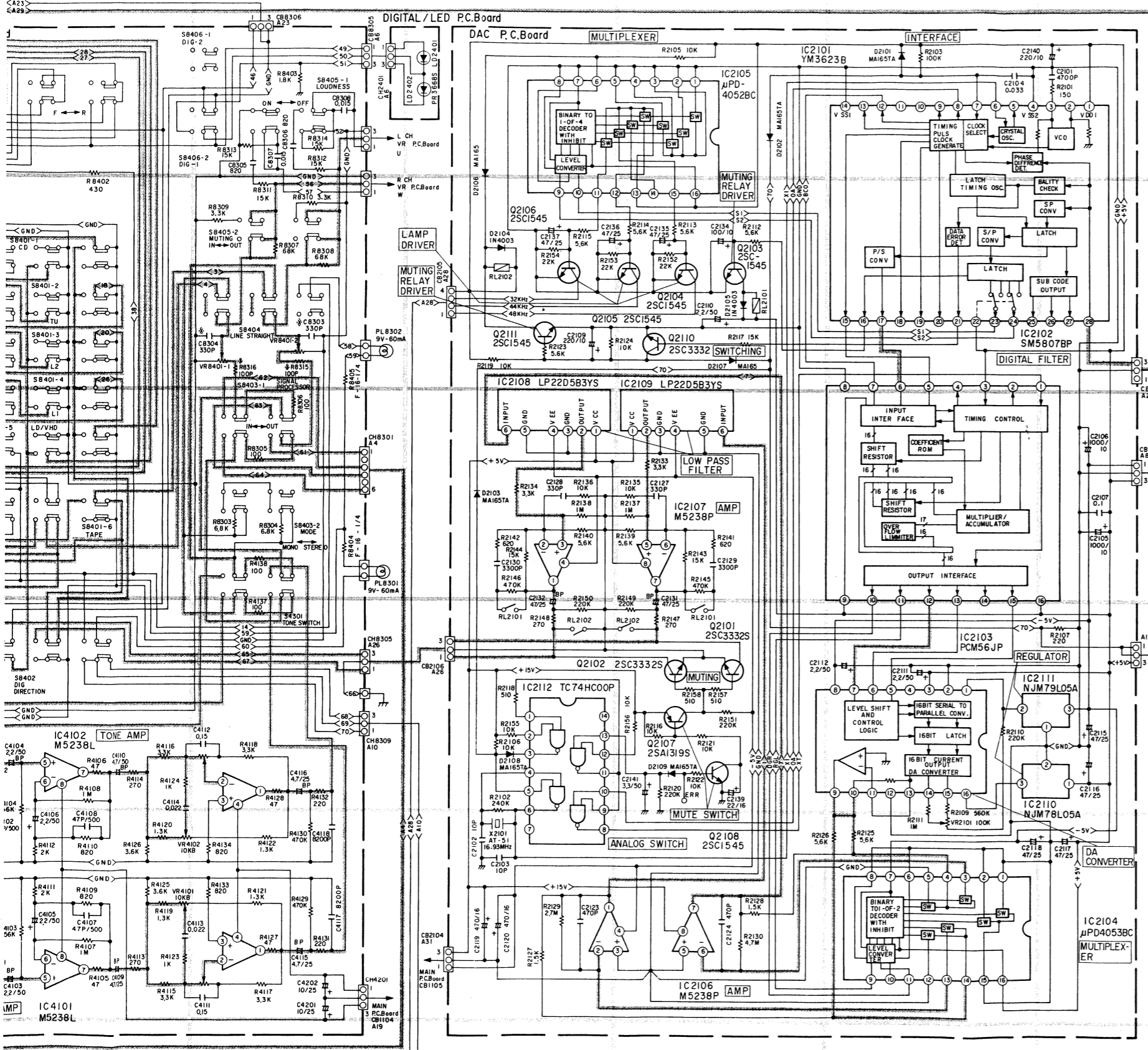
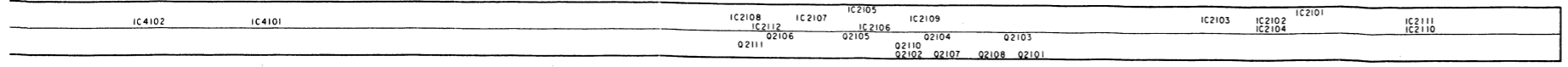
- BLU Blue
- GRN Green
- BLK Black
- GRY Gray
- WHT White
- RED Red
- BRN Brown
- ORG Orange
- YEL Yellow
- VIO Violet
- GRN/WHT Green/White
- GRY/WHT Gray/White
- GRY/YEL Gray/Yellow
- GRN/YEL Green/Yellow
- SHLD Shield

ram (AD and JA model only 3/3)



Schematic Diagram (1/2)





Model	JA model only (A)	UZ model only (B)	UG model only (C)	AD model only (D)
IC2110	0V	0.6V	0.6V	
Q2111	0V			
IC2108	0V	0.6V		
IC2105	0V	0.6V		
IC2104	0V	0.6V		
Q2101	0V	0.6V		
Q2107	15V	0.6V	14.4V	
Q2108	0V	0.6V	0.6V	
Q2101	0V	0.6V	0.6V	

Model	JA model only (A)	UZ model only (B)	UG model only (C)	AD model only (D)
IC9501	X	M5238L	M5238L	X
C9503	X	4.7pF/2.5V	4.7pF/2.5V	X
C9504	X	4.7pF/2.5V	4.7pF/2.5V	X
D9501	X	IN4003	IN4003	X
D9502	X	1S247I	1S247I	X
C9553	X	0.1pF	0.1pF	X
C9554	X	0.1pF	0.1pF	X
C9501	X	8200PF	8200PF	X
C9502	X	8200PF	8200PF	X
C9511	X	100PF	100PF	X
C9512	X	100PF	100PF	X
C9513	X	100PF	100PF	X
C9514	X	100PF	100PF	X
C9505	X	47PF	47PF	X
C9506	X	47PF	47PF	X
C9551	X	47PF	47PF	X
C9507	X	10pF/16V	10pF/16V	X
C9508	X	10pF/16V	10pF/16V	X
C9509	X	10pF/16V	10pF/16V	X
C9510	X	10pF/16V	10pF/16V	X
C9555	X	22pF/50V	2.2pF/50V	X
C9556	X	22pF/50V	2.2pF/50V	X
C9552	X	4.7pF/6.3V	4.7pF/6.3V	X
CB101	X	X	X	330PF
CB102	X	X	X	330PF
CB103	X	X	X	330PF
CB104	X	X	X	330PF
CB105	X	X	X	330PF
CB106	X	X	X	330PF
CB107	X	X	X	330PF
CB108	X	X	X	330PF
CB109	X	X	X	330PF
CB110	X	X	X	330PF
CB111	100PF	100PF	100PF	330PF
CB112	100PF	100PF	100PF	330PF
CB113	100PF	100PF	100PF	330PF
CB114	100PF	100PF	100PF	330PF
CB115	100PF	100PF	100PF	330PF
CB116	100PF	100PF	100PF	330PF
CB117	100PF	100PF	100PF	330PF
CB118	100PF	100PF	100PF	330PF
CB119	100PF	100PF	100PF	330PF
CB120	100PF	100PF	100PF	330PF
CB121	100PF	100PF	100PF	330PF
CB122	100PF	100PF	100PF	330PF
CB303	X	X	X	330PF
CB304	X	X	X	330PF
RL9501	X	DS2Y	DS2Y	X
J9501	X	Phone Plat	Phone Plat	X
L9501	X	100pH	100pH	X
L9502	X	100pH	100pH	X
Q9501	X	Z5C1545	Z5C1545	X
R8315	X	X	X	100PF
R8316	X	X	X	100PF

IC 2101	E	C	B
1	0V		
2	0V		
3	0V		
4	-15V		
5	0V		
6	0V		
7	0V		
8	-15V		

IC 2104	1	2	3	4	5	6	7	8	9	10	11	12	13	14	15	16
1	0V															
2	0V															
3	0V															
4	0V															
5	0V															
6	0V															
7	-5V															
8	0V															
9	0V															
10	0V															
11	0V															
12	0V															
13	0V															
14	0V															
15	0V															
16	5V															

IC 2301	1	2	3	4	5	6	7	8	9	10	11	12	13	14	15	16
1	5V															
2	0V															
3	5V															
4	0V															
5	5V															
6	0V															
7	0V															
8	4.8V															
9	0V															
10	0V															
11	2.5V															
12	2.5V															
13	2.5V															
14	5V															

IC 8501	1	2	3	4	5	6	7	8	9	10	11	12	13	14
1	1.1V													
2	1V													
3	1.1V													
4	1V													
5	1.1V													
6	1.1V													
7	1V													
8	1.1V													
9	1V													
10	1V													
11	1V													
12	1V													
13	1.1V													
14	1.1V													

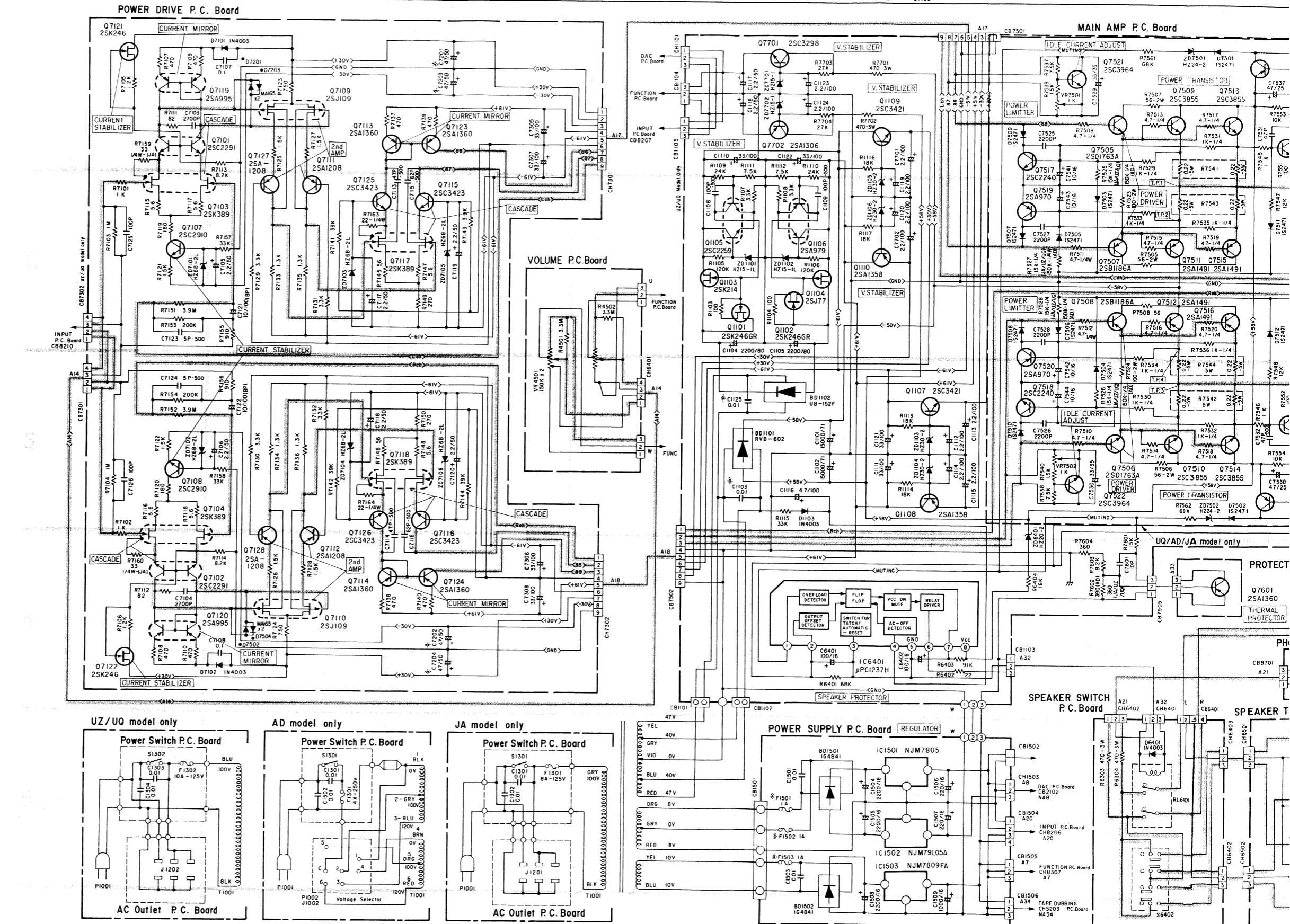
NOTES:

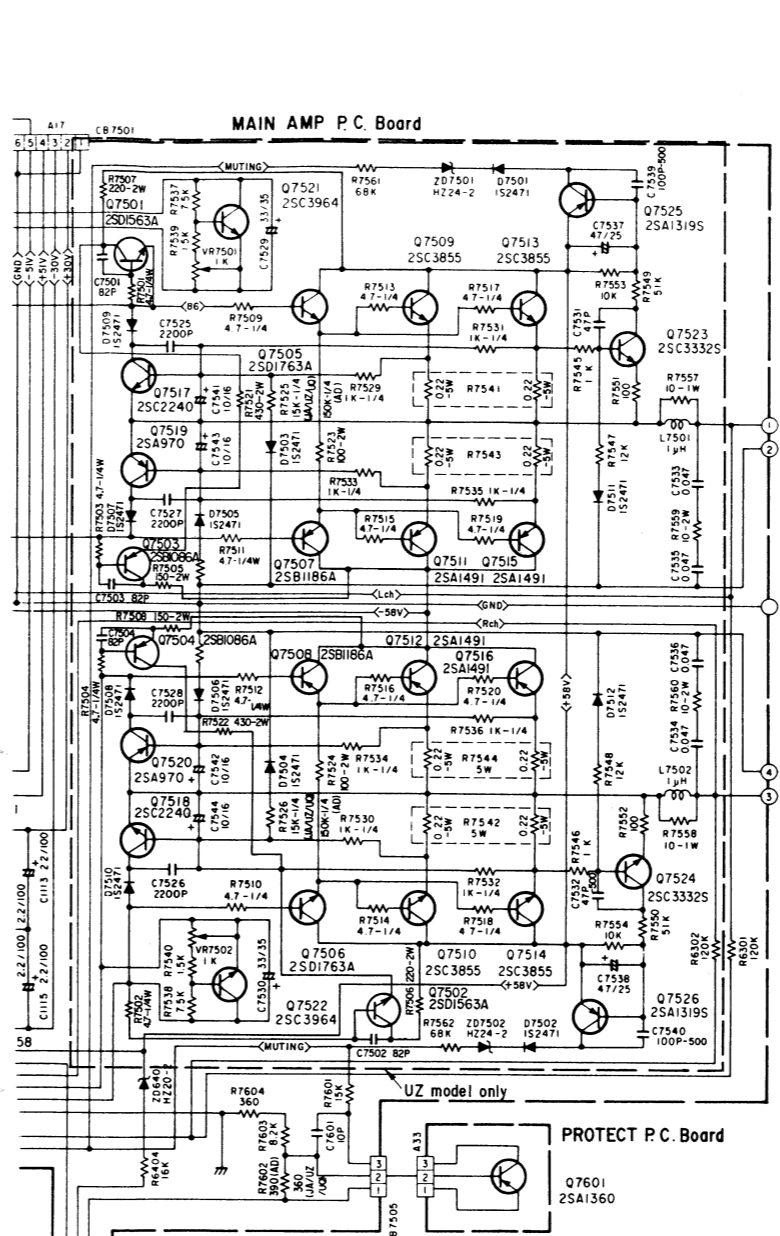
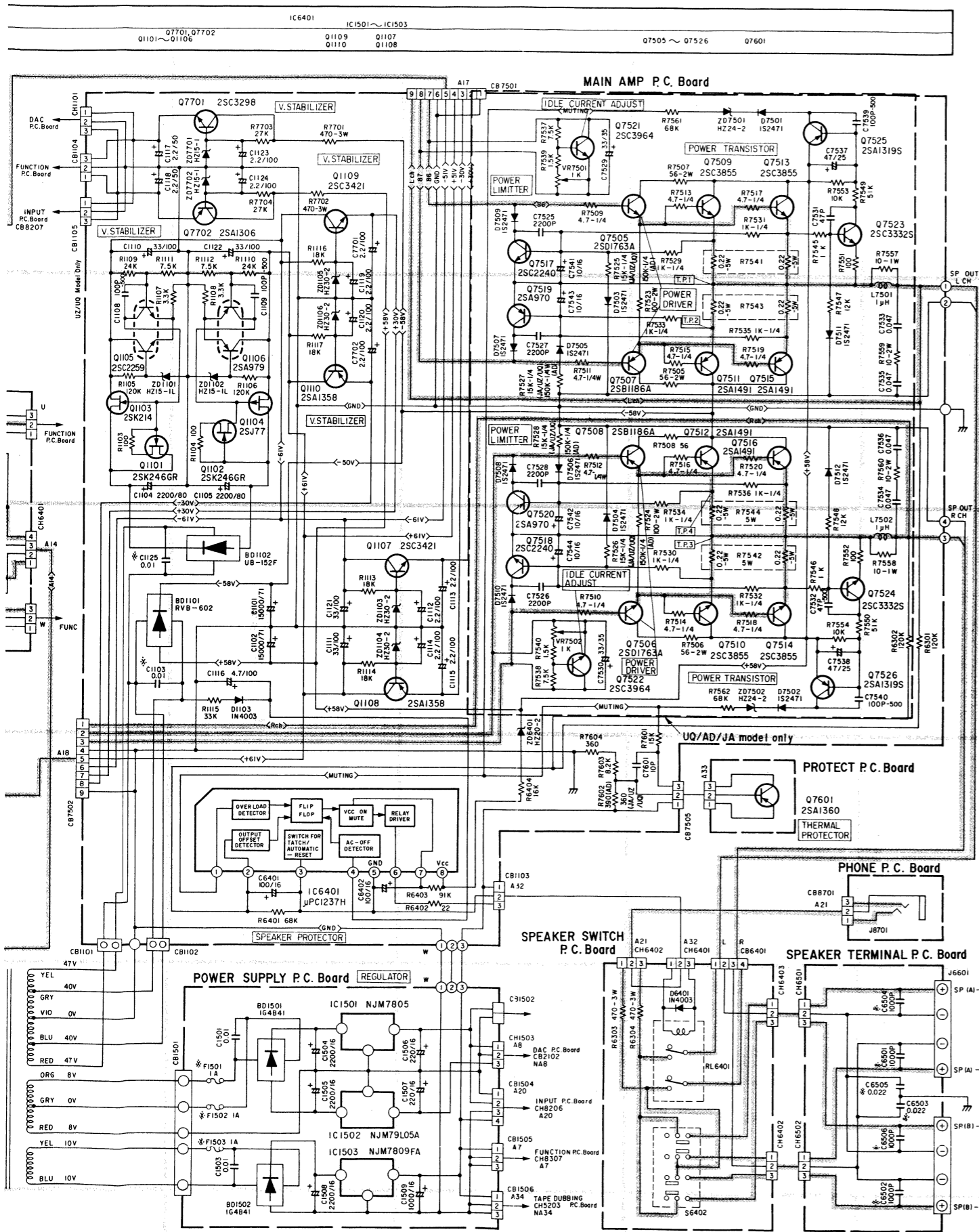
- All resistance values are in ohms. K = 1,000
- All capacitance values are in microfarads. P = $\frac{1}{1,000,000}$

Schematic Diagram (2/2)

IC	Q721	Q719	Q713	Q7103	Q7107	Q7127	Q7109	Q7111		Q7113	Q7125	Q7117	Q7115	Q7123
Transistor (Q)	25K246	25A995	25A1208	25A995	25A291	25A1208	25A1208	25A1208		25A1360	25A1360	25A1360	25A1360	25A1360

IC	Q1109	Q1107	Q7505	Q7526	Q7601
IC6401	2SC3421	2SC3421	2SC3855	2SC3855	2SC1360
IC1501	2SC3421	2SC3421	2SC3855	2SC3855	2SC1360
IC1503	2SC3421	2SC3421	2SC3855	2SC3855	2SC1360





- Measuring Condition
- Power Supply Voltage
 - AC 100V 50/60Hz (JA Model only)
 - AC 120V 60Hz (UZ, UQ Model only)
 - AC 120/220/240V 50Hz (AD Model only)
 - Measuring Meter
 - Digital Multimeter
 - Measuring Point Reference
 - Between GND
 - Measuring Condition
 - Power Switch ON
 - No Signal Input

Model	JA model only (E)	UZ model only (E)	UQ model only (A)	AD model only (A)
C6503	X	X	X	0.022 μF
C6505	X	X	X	0.022 μF
C6501	X	X	X	1000PF
C6502	X	X	X	1000PF
C6504	X	X	X	1000PF
C6506	X	X	X	1000PF
F1301	8A-125V	X	X	4A-250V
F1302	X	10A-125V	10A-125V	X
C1301	0.01 μF	X	X	0.01 μF
C1302	0.01 μF	X	X	0.01 μF
C1303	X	0.01 μF	0.01 μF	X
C1304	X	0.01 μF	0.01 μF	X
F1501	X	1A-125V	1A-125V	1A-250V
F1502	X	1A-125V	1A-125V	1A-250V
F1503	X	1A-125V	1A-125V	1A-250V
R7701	X	X	X	470 ohm-3W
R7702	X	X	X	470 ohm-3W
CI103	X	0.01 μF	0.01 μF	0.01 μF
CI125	X	0.01 μF	0.01 μF	0.01 μF
C7201	47 μF/50V	33 μF/50V	33 μF/50V	33 μF/50V
C7202	47 μF/50V	33 μF/50V	33 μF/50V	33 μF/50V
C7203	47 μF/50V	33 μF/50V	33 μF/50V	33 μF/50V
C7204	47 μF/50V	33 μF/50V	33 μF/50V	33 μF/50V

X: Not Used

IC6401	E	C	B
Q7107	-25V	-0.4V	-25V
Q7127	0V	-59V	0.6V
Q7111	0V	-59V	0.6V
Q7113	52V	52V	59V
Q7123	52V	51V	59V
Q7125	-48V	52V	-49V
Q7115	-1V	-1V	-49V
Q7108	-24V	-0.4V	25V
Q7128	0V	-59V	0.6V
Q7112	0V	0.6V	-59V
Q7126	-48V	-52V	-49V
Q7116	-48V	-1V	-49V
Q7114	52V	52V	59V
Q7124	52V	-1V	59V
Q1109	81V	49V	80V
Q1110	-81V	-61V	-81V
Q1107	81V	61V	80V
Q1108	-81V	-61V	-80V
Q7521	-0.7V	1V	-1V
Q7525	57.0V	0V	
Q7523	58V	-0.3V	58V
Q7524	58V	-0.3V	58V
Q7526	57.4V	0V	
Q7601	9V	10V	9V

- NOTES:
- All resistance values are in ohms. K = 1,000
 - All capacitance values are in microfarads. P = $\frac{1}{1,000,000}$

Electrical Parts List

Resistor : Carbon resistors under 1/4 watts are not mentioned in the parts list, please confirm them by schematic diagram.
 uF = microfarads, pF = picofarads

Abbreviations					Symbol No.	Part No.	Description					
RES. = Resistor C.F. = Carbon Film M.F. = Metal Film M.O. = Metal Oxide Film M.P. = Metal Plate TR. = Transistor TRANS. = Transformer CP. = Chip CAP. = Capacitor ELY. = Electrolytic CER. = Ceramic MYL. = Mylar TAN. = Tantalum POLY. = Polystyrol PP. = Polypropylene PLT. = Polyethylene					Diodes							
Symbol No.	Part No.	Description										
Main Amp P. C. Board												
IC												
IC6401	51T60527F01	μ PC1237H										
Transistors												
Q1101	48T66948F03	FET, 2SK246										
Q1102	48T66948F03	FET, 2SK246										
Q1105	48T71942F01	2SC2259										
Q1106	48T53430F01	2SA979										
Q1107	48T69176F01	2SC3421										
Q1108	48T69177F01	2SA1358										
Q1109	48T69176F01	2SC3421										
Q1110	48T69177F01	2SA1358										
■	Q7501	48T90759F02	2SD1563A									
■	Q7502	48T90759F02	2SD1563A									
■	Q7503	48T90758F02	2SB1086A									
■	Q7504	48T90758F02	2SB1086A									
	Q7517	48T53301F01	2SC2240									
	Q7518	48T53301F01	2SC2240									
	Q7519	48T52545F01	2SA970									
	Q7520	48T52545F01	2SA970									
	Q7523	48T82195F01	2SC3332S									
	Q7524	48T82195F01	2SC3332S									
	Q7525	48T82194F01	2SA1319S									
	Q7526	48T82194F01	2SA1319S									
■	Q7701	48T60555F01	2SC3298									
★	Q7701	48T60555F01	2SC3298									
■	Q7702	48T60556F01	2SA1306									
★	Q7702	48T60556F01	2SA1306									
Inductors												
L7501	24T74372F02	Coil, VERTI, 1 μ H										
L7502	24T74372F02	Coil, VERTI, 1 μ H										
Capacitors												
●	C1101	23T93022F01	ELY., 15000 μ F/71V									
■	C1101	23T83858F01	ELY., 15000 μ F/71V									
★	C1101	23T83858F01	ELY., 15000 μ F/71V									
▲	C1101	23T83858F01	ELY., 15000 μ F/71V									
●	C1102	23T93022F01	ELY., 15000 μ F/71V									

Notes : ● : For Japanese model only (JA), ■ : For North American model only (UZ),
 ★ : For Canadian model only (UQ), ▲ : For European model only (AD), Others : Common.

Symbol No.	Part No.	Description			Symbol No.	Part No.	Description		
■	C1102	23T83858F01	ELY., 15000 μ F/71V			C7529	23T00149L44	ELY., 33 μ F/35V	
★	C1102	23T83858F01	ELY., 15000 μ F/71V			C7530	23T00149L44	ELY., 33 μ F/35V	
▲	C1102	23T83858F01	ELY., 15000 μ F/71V			C7531	08T81196F25	Mica, 47pF/500V	
▲	C1103	21T68834F01	CER., 0.01 μ F			C7532	08T81196F25	Mica, 47pF/500V	
■	C1103	21T68834F01	CER., 0.01 μ F			C7533	08T93244F56	P.P., 0.047 μ F	
★	C1103	21T68834F01	CER., 0.01 μ F			C7534	08T93244F56	P.P., 0.047 μ F	
●	C1104	23T83857F01	ELY., 2200 μ F/80V			C7535	08T93244F56	P.P., 0.047 μ F	
■	C1104	23T83856F01	ELY., 2200 μ F/80V			C7536	08T93244F56	P.P., 0.047 μ F	
★	C1104	23T83856F01	ELY., 2200 μ F/80V			C7537	23T00138L30	ELY., 47 μ F/25V	
▲	C1104	23T83856F01	ELY., 2200 μ F/80V			C7538	23T00138L30	ELY., 47 μ F/25V	
●	C1105	23T83857F01	ELY., 2200 μ F/80V			C7539	08T81196F34	Mica, 100pF/500V	
■	C1105	23T83856F01	ELY., 2200 μ F/80V			C7540	08T81196F34	Mica, 100pF/500V	
★	C1105	23T83856F01	ELY., 2200 μ F/80V			C7541	23T00149L20	ELY., 10 μ F/16V	
▲	C1105	23T83856F01	ELY., 2200 μ F/80V			C7542	23T00149L20	ELY., 10 μ F/16V	
	C1108	08T81196F34	Mica, 100pF/500V			C7543	23T00149L20	ELY., 10 μ F/16V	
	C1109	08T81196F34	Mica, 100pF/500V			C7544	23T00149L20	ELY., 10 μ F/16V	
	C1110	23T00133L66	ELY., 33 μ F/100V			C7601	08T61939F11	CER., 10pF	
	C1111	23T00133L66	ELY., 33 μ F/100V			■	C7701	23T00138L73	ELY., 2.2 μ F/100V
	C1112	23T90772F98	ELY., 2.2 μ F/100V			★	C7701	23T00138L73	ELY., 2.2 μ F/100V
	C1113	23T00138L73	ELY., 2.2 μ F/100V			■	C7702	23T00138L73	ELY., 2.2 μ F/100V
	C1114	23T90772F98	ELY., 2.2 μ F/100V			★	C7702	23T00138L73	ELY., 2.2 μ F/100V
	C1115	23T00138L73	ELY., 2.2 μ F/100V						
	C1116	23T00138L75	ELY., 4.7 μ F/100V						
	C1117	23T00138L46	ELY., 2.2 μ F/50V						
	C1118	23T00138L46	ELY., 2.2 μ F/50V						
	C1119	23T90772F98	ELY., 2.2 μ F/100V						
	C1120	23T90772F98	ELY., 2.2 μ F/100V						
	C1121	23T00133L66	ELY., 33 μ F/100V						
	C1122	23T00133L66	ELY., 33 μ F/100V						
●	C1123	23T00138L73	ELY., 2.2 μ F/100V						
▲	C1123	23T90772F98	ELY., 2.2 μ F/100V						
■	C1123	23T90772F98	ELY., 2.2 μ F/100V						
★	C1123	23T90772F98	ELY., 2.2 μ F/100V						
●	C1124	23T00138L73	ELY., 2.2 μ F/100V						
▲	C1124	23T90772F98	ELY., 2.2 μ F/100V						
■	C1124	23T90772F98	ELY., 2.2 μ F/100V						
★	C1124	23T90772F98	ELY., 2.2 μ F/100V						
▲	C1125	21T68834F01	CER., 0.01 μ F						
■	C1125	21T68834F01	CER., 0.01 μ F						
★	C1125	21T68834F01	CER., 0.01 μ F						
	C6401	23T00138L21	ELY., 100 μ F/16V						
	C6402	23T00138L21	ELY., 100 μ F/16V						
■	C7501	08T81196F32	Mica, 82pF/500V						
■	C7502	08T81196F32	Mica, 82pF/500V						
■	C7503	08T81196F32	Mica, 82pF/500V						
■	C7504	08T81196F32	Mica, 82pF/500V						
	C7525	08T00152L13	P.P., 2200pF						
	C7526	08T00152L13	P.P., 2200pF						
	C7527	08T00152L13	P.P., 2200pF						
	C7528	08T00152L13	P.P., 2200pF						
Resistors									
●	R7505	06T92264F19	M.F., 56 ohm 2W						
▲	R7505	06T92264F19	M.F., 56 ohm 2W						
■	R7505	06T92264F29	M.F., 150 ohm 2W						
★	R7505	06T92264F19	M.F., 56 ohm 2W						
●	R7506	06T92264F19	M.F., 56 ohm 2W						
▲	R7506	06T92264F19	M.F., 56 ohm 2W						
■	R7506	06T92264F33	M.F., 220 ohm 2W						
★	R7506	06T92264F19	M.F., 56 ohm 2W						
●	R7507	06T92264F19	M.F., 56 ohm 2W						
▲	R7507	06T92264F19	M.F., 56 ohm 2W						
■	R7507	06T92264F33	M.F., 220 ohm 2W						
★	R7507	06T92264F19	M.F., 56 ohm 2W						
●	R7508	06T92264F19	M.F., 56 ohm 2W						
▲	R7508	06T92264F19	M.F., 56 ohm 2W						
■	R7508	06T92264F29	M.F., 150 ohm 2W						
★	R7508	06T92264F19	M.F., 56 ohm 2W						
	R7523	06T92264F25	M.F., 100 ohm 2W						
	R7524	06T92264F25	M.F., 100 ohm 2W						
	R7541	06T67397F01	MPC 0.22 ohm 5W						
	R7542	06T67397F01	MPC 0.22 ohm 5W						
	R7543	06T67397F01	MPC 0.22 ohm 5W						
	R7544	06T67397F01	MPC 0.22 ohm 5W						
	R7557	06T92263F01	M.F., 10 ohm 1W						
	R7558	06T92263F01	M.F., 10 ohm 1W						
	R7559	06T92264F01	M.F., 10 ohm 2W						

Notes : ● : For Japanese model only (JA), ■ : For North American model only (UZ),
★ : For Canadian model only (UQ), ▲ : For European model only (AD), Others : Common.

Symbol No.	Part No.	Description		
R7560	06T92264F01	M.F., 10 ohm 2W		
VR7501	18C41732G07	Variable, 1K ohm		
VR7502	18C41732G07	Variable, 1K ohm		
■ R7701	06T92265F41	M.F., 470 ohm 3W		
★ R7701	06T92265F41	M.F., 470 ohm 3W		
■ R7702	06T92265F41	M.F., 470 ohm 3W		
★ R7702	06T92265F41	M.F., 470 ohm 3W		
Power Switch P. C. Board				
Switches				
● S1301	40T92255F02	Push SDLD (Power)		
▲ S1301	40T92255F02	Push SDLD (Power)		
■ S1302	40T92612F01	Push (Power)		
★ S1302	40T92612F01	Push (Power)		
Fuses				
● F1301	65T62673F08	FGT40, 8A-125V		
▲ F1301	65T42077U22	Semko, 4A-250V		
■ F1302	65T65292F01	10A-125V		
★ F1302	65T65292F01	10A-125V		
Capacitors				
● C1301	08T57437F09	CER., 0.01 μ F		
● C1302	08T57437F09	CER., 0.01 μ F		
■ C1303	08T57437F09	CER., 0.01 μ F		
★ C1303	08T57437F09	CER., 0.01 μ F		
■ C1304	08T57437F09	CER., 0.01 μ F		
★ C1304	08T57437F09	CER., 0.01 μ F		
Power Supply P. C. Board				
IC				
IC1501	51T80338F01	NJM7805		
IC1502	51T67538F01	NJM79L05A		
IC1503	51T83847F01	NJM7809FA		
Diodes				
BD1501	48T61415F03	Bridge, 1G4B41		
BD1502	48T61415F03	Bridge, 1G4B41		
Fuses				
▲ F1501	65T42077U16	Semko, 1A-250V		
■ F1501	65T66926F13	1A-125V		
★ F1501	65T66926F13	1A-125V		
▲ F1502	65T42077U16	Semko, 1A-250V		
■ F1502	65T66926F13	1A-125V		
★ F1502	65T66926F13	1A-125V		
▲ F1503	65T42077U16	Semko, 1A-250V		
■ F1503	65T66926F13	1A-125V		
★ F1503	65T66926F13	1A-125V		
Capacitors				
C1501	21T68834F01	CER., 0.01 μ F		
C1503	21T68834F01	CER., 0.01 μ F		
C1504	23T00149L30	ELY., 2200 μ F/16V		
C1505	23T00149L30	ELY., 2200 μ F/16V		
C1506	23T00149L26	ELY., 220 μ F/16V		
C1507	23T00149L26	ELY., 220 μ F/16V		
C1508	23T00149L30	ELY., 2200 μ F/16V		
C1509	23T00149L29	ELY., 1000 μ F/16V		
DAC P. C. Board				
IC's				
IC2101	51T91084F02	YM3623B		
IC2102	51T84724F02	SM5807 BP		
IC2103	51T80318F01	PCM56JP		
IC2104	51T67480F01	μ PD4053BC		
IC2105	51T72306F01	μ PD4052BC		
IC2106	51T80136F01	M5238P		
IC2107	51T80136F01	M5238P		
IC2108	51T92601F01	LP22D5B3YS		
IC2109	51T92601F01	LP22D5B3YS		
IC2110	51T61180F02	NJM78L05A		
IC2111	51T67538F01	NJM79L05A		
IC2112	51T83506F01	TC74HC00P		
Transistors				
Q2101	48T82195F01	2SC3332S		
Q2102	48T82195F01	2SC3332S		
Q2103	48T52508F01	2SC1545		
Q2104	48T52508F01	2SC1545		
Q2105	48T52508F01	2SC1545		

Notes : ● : For Japanese model only (JA), ■ : For North American model only (UZ),
 ★ : For Canadian model only (UQ), ▲ : For European model only (AD), Others : Common.

Symbol No.	Part No.	Description			Symbol No.	Part No.	Description		
Q2106	48T52508F01	2SC1545			C2128	08T00152L03	P.P., 330pF		
Q2107	48T82194F01	2SA1319S			C2129	08T00152L15	P.P., 3300pF		
Q2108	48T52508F01	2SC1545			C2130	08T00152L15	P.P., 3300pF		
Q2110	48T82195F01	2SC3332S			C2131	23T71210F18	ELY., 47 μ F/25V (B.P.)		
Q2111	48T52508F01	2SC1545			C2132	23T71210F18	ELY., 47 μ F/25V (B.P.)		
Diodes									
D2101	48T44813F01	MA165TA			C2134	23T00149L13	ELY., 100 μ F/10V		
D2102	48T44813F01	MA165TA			C2135	23T00149L35	ELY., 47 μ F/25V		
D2103	48T44813F01	MA165TA			C2136	23T00149L35	ELY., 47 μ F/25V		
D2104	48S40477U01	IN4003			C2137	23T00149L35	ELY., 47 μ F/25V		
D2105	48S40477U01	IN4003			C2139	23T00149L21	ELY., 22 μ F/16V		
D2106	48T44813F01	MA165TA			C2140	23T00149L14	ELY., 220 μ F/10V		
D2107	48T44813F01	MA165TA			C2141	23T00149L54	ELY., 3.3 μ F/50V		
D2108	48T44813F01	MA165TA			Resistor				
D2109	48T44813F01	MA165TA			VR2101	18T43733P20	Variable, 100k ohm 1/2W		
Relays/Crystal					DAC Pin Jack P. C. Board				
RL2101	80T68404F02	Relay, G5A 237P-5V			Transformer/Jack				
RL2102	80T68404F02	Relay, G5A 237P-5V			T2201	25T80344F01	Trans, Pulse		
X2101	48T84727F01	16.93MHz			J2201	09T90201F02	Plate, Phono, B0049 (1P) (DAC OUT)		
Capacitors					Video P. C. Board				
C2101	08T57851F32	T.F., 4700pF			IC's				
C2102	08T55260F13	CER., 10pF			IC2301	51T80475F01	TC74HCU04P		
C2103	08T55260F13	CER., 10pF			IC2302	51T83506F01	TC74HC00P		
C2104	08T57851F07	T.F., 0.033 μ F			IC2303	51T84774F01	TORX172		
C2105	23T00149L17	ELY., 1000 μ F/10V			IC9101	51T80996F01	M51321P		
C2106	23T00149L17	ELY., 1000 μ F/10V			IC9102	51T80995F01	M51320P		
C2107	08T57851F13	T.F., 0.1 μ F			Coils/Switch				
C2109	23T00149L14	ELY., 220 μ F/10V			L2302	24T50508F34	Coil, Inductor 100 μ H		
C2110	23T00149L53	ELY., 2.2 μ F/50V			L9101	24T83852F04	Coil, PF 100 μ H		
C2111	23T00149L53	ELY., 2.2 μ F/50V			L9102	24T83852F04	Coil, PF 100 μ H		
C2112	23T00149L53	ELY., 2.2 μ F/50V			S2301	40T71732F02	Slide SSSP12 (COAX.. OPT)		
C2115	23T00149L35	ELY., 47 μ F/25V							
C2116	23T00149L35	ELY., 47 μ F/25V							
C2117	23T00149L35	ELY., 47 μ F/25V							
C2118	23T00149L35	ELY., 47 μ F/25V							
C2119	23T90772F30	ELY., 470 μ F/16V							
C2120	23T90772F30	ELY., 470 μ F/16V							
C2123	08T93192F41	P.P., 470pF							
C2124	08T93192F41	P.P., 470pF							
C2127	08T00152L03	P.P., 330pF							

Symbol No.	Part No.	Description			Symbol No.	Part No.	Description		
Jacks					Digital LED P. C. Board				
J2301 09T84775F01 Plate, PH RA-B ORG AU (DIG-1)					LED's				
J2302	09T84775F01	Plate, PH RA-B ORG AU (COAX)			LD2401	48T74519F06	PR3668S (RED)		
J9101-1	09T72603F04	Plate, Phono (4P) (LD/VHD)			LD2402	48T74519F06	PR3668S (RED)		
J9101-2	09T72603F04	Plate, Phono (4P) (TAPE/VIDEO-3)			Function P. C. Board				
J9101-3	09T72603F04	Plate, Phono (4P) (TAPE 2 REC-OUT)			IC's				
J9101-4	09T72603F04	Plate, Phono (4P) (VIDEO MONI)			IC4101	51T80136F02	M5238L		
Capacitors					IC4102	51T80136F02	M5238L		
C2301	23T00149L11	ELY., 33 μ F/10V			Switches				
C2303	23T00149L11	ELY., 33 μ F/10V			S4301	40T92167F01	Push, 1KEY (TONE Switch)		
C2306	23T00149L11	ELY., 33 μ F/10V			S8401-1	40T80727F01	Push, SPEC61 (CD)		
C2310	23T00149L11	ELY., 33 μ F/10V			S8401-2	40T80727F01	Push, SPEC61 (TU)		
C2311	23T00149L16	ELY., 470 μ F/10V			S8401-3	40T80727F01	Push, SPEC61 (L2)		
C9101	23T00149L21	ELY., 22 μ F/16V			S8401-4	40T80727F01	Push, SPEC61 (L1)		
C9102	23T00149L21	ELY., 22 μ F/16V			S8401-5	40T80727F01	Push, SPEC61 (LD/VHD)		
C9103	23T00149L17	ELY., 1000 μ F/10V			S8401-6	40T80727F01	Push, SPEC61 (TAPE)		
C9104	23T00149L17	ELY., 1000 μ F/10V			S8402	40T83838F01	Push, 1P (DIGITAL)		
C9105	23T00149L20	ELY., 10 μ F/16V			S8403-1	40T83687F01	Push, 2P (SIGNAL PROCESSOR)		
C9106	08T61952F02	CER., 0.1 μ F			S8403-2	40T83687F01	Push, 2P (MODE)		
C9107	23T00149L20	ELY., 10 μ F/16V			S8404	40T83838F01	Push, 1P (LINE STRAIGHT)		
C9108	08T61952F02	CER., 0.1 μ F			S8405-1	40T80735F01	Push, SPEC22 (LOUDNESS)		
C9109	23T00149L20	ELY., 10 μ F/16V			S8405-2	40T80735F01	Push, SPEC22 (MUTING)		
C9110	23T00149L20	ELY., 10 μ F/16V			S8406-1	40T83790F01	Push, 2P (DIGITAL-2)		
C9111	23T00149L17	ELY., 1000 μ F/10V			S8406-2	40T83790F01	Push, 2P (DIGITAL-1)		
C9112	23T00149L17	ELY., 1000 μ F/10V			S8407	40T83838F01	Push, 1P (FRONT/REAR)		
C9113	23T00149L20	ELY., 10 μ F/16V							
C9114	23T00149L20	ELY., 10 μ F/16V							
C9115	08T61952F02	CER., 0.1 μ F							
C9116	23T00149L20	ELY., 10 μ F/16V							
C9117	08T57851F13	T.F., 0.1 μ F							
C9118	23T00149L16	ELY., 470 μ F/10V							
C9119	23T00149L16	ELY., 470 μ F/10V							
C9120	08T57851F13	T.F., 0.1 μ F							
C9121	23T00149L20	ELY., 10 μ F/16V							
C9122	23T00149L20	ELY., 10 μ F/16V							
C9123	23T00149L21	ELY., 22 μ F/16V							

Symbol No.	Part No.	Description			Symbol No.	Part No.	Description		
Lamps					Resistors				
●	PL8301	65T83851F01	Pilot, 9V-60mA		VR4101	18T92053F01	Volume, 10K ohm B×2		
▲	PL8301	65T83851F03	Pilot, 9V-60mA		VR4102	18T92053F01	Volume, 10K ohm B×2		
■	PL8301	65T83851F03	Pilot, 9V-60mA		VR8401	18T80739F01	Volume, Balance, 250K ohm		
★	PL8301	65T83851F03	Pilot, 9V-60mA		Volume P. C. Board				
●	PL8302	65T83851F01	Pilot, 9V-60mA		Resistor				
▲	PL8302	65T83851F03	Pilot, 9V-60mA		VR4501	18T80738F02	Volume, Rotary 150k ohm BX2		
■	PL8302	65T83851F03	Pilot, 9V-60mA		Dubbing P. C. Board				
★	PL8302	65T83851F03	Pilot, 9V-60mA		Switches				
Capacitors					S5301	40T83683F02	Push (3P) (TAPE 1, 2, 3)		
C4101	08T81196F34	Mica, 100 μ F/500V			S5302	40T83684F01	Push (2P) (REC OFF, DUBBING)		
C4102	08T81196F34	Mica, 100 μ F/500V			Lamps				
C4103	23T71210F25	ELY., 2.2 μ F/50V (B.P.)			PL5101	65T80326F01	Pilot, 5V-150mA		
C4104	23T71210F25	ELY., 2.2 μ F/50V (B.P.)			PL5102	65T80326F01	Pilot, 5V-150mA		
C4105	23T00134L64	ELY., 2.2 μ F/50V			PL5103	65T80326F01	Pilot, 5V-150mA		
C4106	23T00134L64	ELY., 2.2 μ F/50V			Capacitors				
C4107	08T81196F25	Mica, 47 μ F/500V			C5102	23T00149L16	ELY., 470 μ F/10V		
C4108	08T81196F25	Mica, 47 μ F/500V			C5103	23S40657F04	ELY., 220 μ F/6.3V		
C4109	23T71210F12	ELY., 4.7 μ F/25V (B.P.)			Tape LED P. C. Board				
C4110	23T71210F12	ELY., 4.7 μ F/25V (B.P.)			LED's				
C4111	08T57851F15	T.F., 0.15 μ F			LD5301	48T74519F06	PR3668S (RED)		
C4112	08T57851F15	T.F., 0.15 μ F			LD5302	48T74519F06	PR3668S (RED)		
C4113	08T57851F05	T.F., 0.022 μ F			LD5303	48T74519F06	PR3668S (RED)		
C4114	08T57851F05	T.F., 0.022 μ F			LD5304	48T74519F06	PR3668S (RED)		
C4115	23T71210F12	ELY., 4.7 μ F/25V (B.P.)			LD5305	48T74519F06	PR3668S (RED)		
C4116	23T71210F12	ELY., 4.7 μ F/25V (B.P.)			LD5306	48T74519F06	PR3668S (RED)		
C4117	08T57851F35	T.F., 8200pF			LED's				
C4118	08T57851F35	T.F., 8200pF			LD5301	48T74519F06	PR3668S (RED)		
C4201	23S57007F21	ELY., 10 μ F/25V			LD5302	48T74519F06	PR3668S (RED)		
C4202	23S57007F21	ELY., 10 μ F/25V			LD5303	48T74519F06	PR3668S (RED)		
▲	C8303	08T00152L03	P.P., 330pF		LD5304	48T74519F06	PR3668S (RED)		
▲	C8304	08T00152L03	P.P., 330pF		LD5305	48T74519F06	PR3668S (RED)		
	C8305	08T00152L08	P.P., 820pF						
	C8306	08T00152L08	P.P., 820pF						
	C8307	08T57851F03	T.F., 0.015 μ F						
	C8308	08T57851F03	T.F., 0.015 μ F						

Notes : ● : For Japanese model only (JA), ■ : For North American model only (UZ),
★ : For Canadian model only (UQ), ▲ : For European model only (AD), Others : Common.

Symbol No.	Part No.	Description			Symbol No.	Part No.	Description		
Speaker Switch P. C. Board									
Diode/Relays/Switch									
	D6401	48S40477U01	IN4003		Q7113	48T64375F01	2SA1360		
●	RL6401	80T83849F02	Relay, OMI-SS-9V		Q7114	48T64375F01	2SA1360		
■	RL6401	80T83849F02	Relay, OMI-SS-9V		Q7115	48T64376F01	2SC3423		
▲	RL6401	80T83849F02	Relay, OMI-SS-9V		Q7116	48T64376F01	2SC3423		
★	RL6401	80T70844F03	Relay, G5R-2232P-9V		Q7117	48T61719F01	FET, 2SK389		
	S6402	40T71729F02	Switch, Push SPUN21 (Speaker Switch)		Q7118	48T61719F01	FET, 2SK389		
Resistors									
	R6303	06T92265F41	M.F., 470 ohm 3W		Q7119	48T72597F01	2SA995		
	R6304	06T92265F41	M.F., 470 ohm 3W		Q7120	48T72597F01	2SA995		
Speaker Terminal P. C. Board									
Jack									
	J6601	09T83850F02	Terminal, Speaker (8P)		●	Q7121	48T66948F01	FET, 2SK246	
Capacitors									
▲	C6501	08S40805F07	CER., 1000pF		■	Q7121	48T66948F03	FET, 2SK246	
▲	C6502	08S40805F07	CER., 1000pF		▲	Q7121	48T66948F03	FET, 2SK246	
▲	C6503	08S40805F21	CER., 0.022 μ F		●	Q7122	48T66948F01	FET, 2SK246	
▲	C6504	08S40805F07	CER., 1000pF		■	Q7122	48T66948F03	FET, 2SK246	
▲	C6505	08S40805F21	CER., 0.022 μ F		▲	Q7122	48T66948F03	FET, 2SK246	
▲	C6506	08S40805F07	CER., 1000pF		★	Q7122	48T66948F03	FET, 2SK246	
Power Drive P. C. Board									
Transistors									
	Q7101	48T72598F01	2SC2291		Q7123	48T64375F01	2SA1360		
	Q7102	48T72598F01	2SC2291		Q7124	48T64375F01	2SA1360		
	Q7103	48T61719F01	FET, 2SK389		Q7125	48T64376F01	2SC3423		
	Q7104	48T61719F01	FET, 2SK389		Q7126	48T64376F01	2SC3423		
	Q7107	48T72889F01	2SC2910		Q7127	48T72888F01	2SA1208		
	Q7108	48T72889F01	2SC2910		Q7128	48T72888F01	2SA1208		
	Q7109	48T71752F03	FET, 2SJ109		Diodes				
	Q7110	48T71752F03	FET, 2SJ109		D7101	48S40477U01	IN4003		
	Q7111	48T72888F01	2SA1208		D7102	48S40477U01	IN4003		
	Q7112	48T72888F01	2SA1208		■	D7201	48T44813F01	MA165TA	
Capacitors									
	C7103	08T57851F29	T.F., 2700pF		■	D7202	48T44813F01	MA165TA	
	C7104	08T57851F29	T.F., 2700pF		■	D7203	48T44813F01	MA165TA	
	C7105	23T00138L46	ELY., 2.2 μ F/50V		■	D7204	48T44813F01	MA165TA	
	C7106	23T00138L46	ELY., 2.2 μ F/50V		ZD7101	48T52741F05	Zener, HZ6B-2L		
	C7107	08T57851F13	T.F., 0.1 μ F		ZD7102	48T52741F05	Zener, HZ6B-2L		
	C7108	08T57851F13	T.F., 0.1 μ F		ZD7103	48T52741F05	Zener, HZ6B-2L		
	C7113	08T81196F25	Mica, 47pF/500V		ZD7104	48T52741F05	Zener, HZ6B-2L		
	C7114	08T81196F25	Mica, 47pF/500V		ZD7105	48T52741F05	Zener, HZ6B-2L		
	C7115	08T81196F29	Mica, 62pF/500V		ZD7106	48T52741F05	Zener, HZ6B-2L		
	C7116	08T81196F29	Mica, 62pF/500V						

Notes: ● : For Japanese model only (JA), ■ : For North American model only (UZ),
★ : For Canadian model only (UQ), ▲ : For European model only (AD), Others : Common.

Symbol No.	Part No.	Description			Symbol No.	Part No.	Description		
C7117	23T00138L46	ELY., 2.2 μ F/50V			Capacitors				
C7118	23T00138L46	ELY., 2.2 μ F/50V			● C7701	23T00138L73	ELY., 2.2 μ F/100V		
C7119	23T00138L46	ELY., 2.2 μ F/50V			▲ C7701	23T00138L73	ELY., 2.2 μ F/100V		
C7120	23T00138L46	ELY., 2.2 μ F/50V			● C7702	23T00138L73	ELY., 2.2 μ F/100V		
C7121	23T81031F05	ELY., (B.P.) 10 μ F/100V			▲ C7702	23T00138L73	ELY., 2.2 μ F/100V		
C7122	23T81031F05	ELY., (B.P.) 10 μ F/100V			Resistors				
C7123	08T81196F04	Mica, 5pF/500V			● R7701	06T92265F41	M.F., 470 ohm 3W		
C7124	08T81196F04	Mica, 5pF/500V			▲ R7701	06T92265F41	M.F., 470 ohm 3W		
C7125	08T00151L01	P.P., 100pF			● R7702	06T92265F41	M.F., 470 ohm 3W		
C7126	08T00151L01	P.P., 100pF			▲ R7702	06T92265F41	M.F., 470 ohm 3W		
● C7201	23T00132L25	ELY., 47 μ F/50V			Input P. C. Board				
▲ C7201	23T00132L24	ELY., 33 μ F/50V			IC's				
■ C7201	23T00132L24	ELY., 33 μ F/50V			■ IC9501	51T80136F02	M5238L		
★ C7201	23T00132L24	ELY., 33 μ F/50V			★ IC9501	51T80136F02	M5238L		
● C7202	23T00132L25	ELY., 47 μ F/50V			Transistors				
▲ C7202	23T00132L24	ELY., 33 μ F/50V			■ Q9501	48T52508F01	2SC1545		
■ C7202	23T00132L24	ELY., 33 μ F/50V			★ Q9501	48T52508F01	2SC1545		
★ C7202	23T00132L24	ELY., 33 μ F/50V			Diodes				
● C7203	23T00132L25	ELY., 47 μ F/50V			D8201	48S40477U01	IN4003		
▲ C7203	23T00132L24	ELY., 33 μ F/50V			D8202	48S40477U01	IN4003		
■ C7203	23T00132L24	ELY., 33 μ F/50V			D8203	48S40477U01	IN4003		
★ C7203	23T00132L24	ELY., 33 μ F/50V			■ D9501	48S40477U01	IN4003		
● C7204	23T00132L25	ELY., 47 μ F/50V			★ D9501	48S40477U01	IN4003		
▲ C7204	23T00132L24	ELY., 33 μ F/50V			■ D9502	48T68764F01	1S2471		
■ C7204	23T00132L24	ELY., 33 μ F/50V			★ D9502	48T68764F01	1S2471		
★ C7204	23T00132L24	ELY., 33 μ F/50V			Coils				
C7305	23T00133L66	ELY., 33 μ F/100V			■ L9501	24T83852F04	PF 100 μ H		
C7306	23T00133L66	ELY., 33 μ F/100V			★ L9501	24T83852F04	PF 100 μ H		
C7307	23T00133L66	ELY., 33 μ F/100V			■ L9502	24T83852F04	PF 100 μ H		
C7308	23T00133L66	ELY., 33 μ F/100V			★ L9502	24T83852F04	PF 100 μ H		
Sub Power P. C. Board									
Transistors									
● Q7701	48T60555F01	2SC3298							
▲ Q7701	48T60555F01	2SC3298							
● Q7702	48T60556F01	2SA1306							
▲ Q7702	48T60556F01	2SA1306							
Diodes									
● ZD7701	48T40150U70	Zener, HZ15-1							
▲ ZD7701	48T40150U70	Zener, HZ15-1							
● ZD7702	48T40150U70	Zener, HZ15-1							
▲ ZD7702	48T40150U70	Zener, HZ15-1							

Notes : ● : For Japanese model only (JA), ■ : For North American model only (UZ),
★ : For Canadian model only (UQ), ▲ : For European model only (AD), Others : Common.

Symbol No.	Part No.	Description			Symbol No.	Part No.	Description		
Relays									
RL8201	80T83717F01	DS2Y-S-DC9V			■	C8112	08T55260F37	CER.,	100pF
RL8202	80T83717F01	DS2Y-S-DC9V			★	C8112	08T55260F37	CER.,	100pF
●	RL8203	80T83717F05	DS2Y-S-DC5V		▲	C8112	08T55260F43	CER.,	330pF
▲	RL8203	80T83717F03	AGY232		●	C8113	08T55260F37	CER.,	100pF
■	RL8203	80T83717F03	AGY232		■	C8113	08T55260F37	CER.,	100pF
★	RL8203	80T83717F03	AGY232		★	C8113	08T55260F37	CER.,	100pF
■	RL9501	80T83717F01	DS2Y		▲	C8113	08T55260F43	CER.,	330pF
★	RL9501	80T83717F01	DS2Y		●	C8114	08T55260F37	CER.,	100pF
					■	C8114	08T55260F37	CER.,	100pF
					★	C8114	08T55260F37	CER.,	100pF
Switch/Jacks									
S8101	40T81770F01	Switch, Slide			▲	C8114	08T55260F43	CER.,	330pF
J8201	09T80742F01	Plate, Phono T6087 (6P) (CD, TUNER, LINE2)			●	C8115	08T55260F37	CER.,	100pF
J8202	09T80740F01	Plate, Phono T6027 (4P) (LINE1, LD/VHD)			■	C8115	08T55260F37	CER.,	100pF
J8203	09T80740F01	Plate, Phono T6027 (4P) (R1, M1)			★	C8115	08T55260F37	CER.,	100pF
J8204	09T80740F01	Plate, Phono T6027 (4P) (R2, M2)			▲	C8115	08T55260F43	CER.,	330pF
J8205	09T80741F01	Plate, Phono T6085 (4P) (R3, M3)			●	C8116	08T55260F37	CER.,	100pF
J8206	09T80741F01	Plate, Phono T6085 (4P) (IN, OUT)			■	C8116	08T55260F37	CER.,	100pF
■	J9501	09T84779F01	Plate, Phono (PRE-OUT)		★	C8116	08T55260F37	CER.,	100pF
★	J9501	09T84779F01	Plate, Phono (PRE-OUT)		▲	C8116	08T55260F43	CER.,	330pF
					●	C8117	08T55260F37	CER.,	100pF
					■	C8117	08T55260F37	CER.,	100pF
					★	C8117	08T55260F37	CER.,	100pF
					▲	C8117	08T55260F43	CER.,	330pF
					●	C8118	08T55260F37	CER.,	100pF
					■	C8118	08T55260F37	CER.,	100pF
					★	C8118	08T55260F37	CER.,	100pF
					▲	C8118	08T55260F43	CER.,	330pF
					●	C8119	08T55260F37	CER.,	100pF
					■	C8119	08T55260F37	CER.,	100pF
					★	C8119	08T55260F37	CER.,	100pF
					▲	C8119	08T55260F43	CER.,	330pF
					●	C8120	08T55260F37	CER.,	100pF
					■	C8120	08T55260F37	CER.,	100pF
					★	C8120	08T55260F37	CER.,	100pF
					▲	C8120	08T55260F43	CER.,	330pF
					●	C8121	08T55260F37	CER.,	100pF
					■	C8121	08T55260F37	CER.,	100pF
					★	C8121	08T55260F37	CER.,	100pF
					▲	C8121	08T55260F43	CER.,	330pF
					●	C8122	08T55260F37	CER.,	100pF
					■	C8122	08T55260F37	CER.,	100pF
					★	C8122	08T55260F37	CER.,	100pF
					▲	C8122	08T55260F43	CER.,	330pF
						C8123	08T81196F34	Mica,	100pF/50V
						C8124	08T81196F34	Mica,	100pF/50V
						C8125	08T81196F34	Mica,	100pF/50V
						C8126	08T81196F34	Mica,	100pF/50V
					■	C9501	08S65480F60	CER.,	8200pF
▲	C8101	08T61939F47	CER.,	330pF					
▲	C8102	08T61939F47	CER.,	330pF					
▲	C8103	08T61939F47	CER.,	330pF					
▲	C8104	08T61939F47	CER.,	330pF					
▲	C8105	08T61939F47	CER.,	330pF					
▲	C8106	08T61939F47	CER.,	330pF					
▲	C8107	08T61939F47	CER.,	330pF					
▲	C8108	08T61939F47	CER.,	330pF					
▲	C8109	08T61939F47	CER.,	330pF					
▲	C8110	08T61939F47	CER.,	330pF					
●	C8111	08T55260F37	CER.,	100pF					
■	C8111	08T55260F37	CER.,	100pF					
★	C8111	08T55260F37	CER.,	100pF					
▲	C8111	08T55260F43	CER.,	330pF					
●	C8112	08T55260F37	CER.,	100pF					

Notes : ● : For Japanese model only (JA), ■ : For North American model only (UZ),
★ : For Canadian model only (UQ), ▲ : For European model only (AD), Others : Common.

Symbol No.	Part No.	Description			Symbol No.	Part No.	Description		
★	C9501	08S65480F60	CER.,	8200pF	Function LED P. C. Board				
■	C9502	08S65480F60	CER.,	8200pF					
★	C9502	08S65480F60	CER.,	8200pF	IC				
■	C9503	23T71210F12	ELY.,	4.7 μ F/25V (B.P.)					
★	C9503	23T71210F12	ELY.,	4.7 μ F/25V (B.P.)	IC8501	51T62558F01	μ PD4069UBC		
■	C9504	23T71210F12	ELY.,	4.7 μ F/25V (B.P.)	LED's				
★	C9504	23T71210F12	ELY.,	4.7 μ F/25V (B.P.)					
■	C9505	08T61939F27	CER.,	47pF	LD8501	48T66616F02	SLR-54VR3 (RED)		
★	C9505	08T61939F27	CER.,	47pF	LD8502	48T66616F02	SLR-54VR3 (RED)		
■	C9506	08T61939F27	CER.,	47pF	LD8503	48T66616F02	SLR-54VR3 (RED)		
★	C9506	08T61939F27	CER.,	47pF	LD8504	48T66616F02	SLR-54VR3 (RED)		
■	C9507	23T42477F06	ELY.,	10 μ F/16V (B.P.)	LD8505	48T66616F02	SLR-54VR3 (RED)		
★	C9507	23T42477F06	ELY.,	10 μ F/16V (B.P.)	LD8506	48T66616F02	SLR-54VR3 (RED)		
■	C9508	23T42477F06	ELY.,	10 μ F/16V (B.P.)	ZD8501	48T55029F39	Zener, HZ12BP		
★	C9508	23T42477F06	ELY.,	10 μ F/16V (B.P.)	Capacitors				
■	C9509	23T42477F06	ELY.,	10 μ F/16V (B.P.)					
★	C9509	23T42477F06	ELY.,	10 μ F/16V (B.P.)	C8501	23T00136L38	ELY., 10 μ F/25V		
■	C9510	23T42477F06	ELY.,	10 μ F/16V (B.P.)	C8502	08T61939F57	CER., 1000pF		
★	C9510	23T42477F06	ELY.,	10 μ F/16V (B.P.)	Front AV P. C. Board				
■	C9511	08T61939F35	CER.,	100pF					
★	C9511	08T61939F35	CER.,	100pF	Jacks				
■	C9512	08T61939F35	CER.,	100pF					
★	C9512	08T61939F35	CER.,	100pF	J9401	09T80329F01	Plate, Phono T-6025F (FRONT L)		
■	C9513	08T61939F35	CER.,	100pF	J9402	09T80329F01	Plate, Phono T-6025F (FRONT R)		
★	C9513	08T61939F35	CER.,	100pF	J9403	09T80329F01	Plate, Phono T-6025F (FRONT AV)		
■	C9514	08T61939F35	CER.,	100pF	Miscellaneous				
★	C9514	08T61939F35	CER.,	100pF					
■	C9551	08T61939F27	CER.,	47pF	BD1101	48T81924F01	Bridge, RBV-602		
★	C9551	08T61939F27	CER.,	47pF	▲ J1002	09T51831F01	Socket, Switch		
■	C9552	23T00149L02	ELY.,	47 μ F/6.3V	● J1201	09T84523F01	Socket, Outlet		
★	C9552	23T00149L02	ELY.,	47 μ F/6.3V	★ J1202	09T84523F01	Socket, Outlet		
■	C9553	08T57851F13	T.F.,	0.1 μ F	■ J1202	09T84523F01	Socket, Outlet		
★	C9553	08T57851F13	T.F.,	0.1 μ F	J8701	09T56010F02	Jack, Head Phone		
■	C9554	08T57851F13	T.F.,	0.1 μ F	▲ P1001	28T65151F03	Plug, AC Cord		
★	C9554	08T57851F13	T.F.,	0.1 μ F	■ P1001	28T66838F01	Plug, AC Cord		
■	C9555	23T00149L53	ELY.,	2.2 μ F/50V	★ P1001	28T66838F01	Plug, AC Cord		
★	C9555	23T00149L53	ELY.,	2.2 μ F/50V	● P1001	28T81592F01	Plug, AC Cord		
■	C9556	23T00149L53	ELY.,	2.2 μ F/50V					
★	C9556	23T00149L53	ELY.,	2.2 μ F/50V					

Notes : ● : For Japanese model only (JA), ■ : For North American model only (UZ),
 ★ : For Canadian model only (UQ), ▲ : For European model only (AD), Others : Common.

Symbol No.	Part No.	Description			Symbol No.	Part No.	Description		
▲ P1002	09T51830F01	Plug, Switch							
Q1103	48T71778F01	FET, 2SK214							
Q1104	48T71779F01	FET, 2SJ77							
Q7601	48T64375F01	2SA1360							
Q7505	48T90205F02	2SD1763A							
Q7506	48T90205F02	2SD1763A							
Q7507	48T90203F02	2SB1186A							
Q7508	48T90203F02	2SB1186A							
Q7509	48T81861F04	2SC3855							
Q7510	48T81861F04	2SC3855							
Q7511	48T81860F04	2SA1491							
Q7512	48T81860F04	2SA1491							
Q7513	48T81861F04	2SC3855							
Q7514	48T81861F04	2SC3855							
Q7515	48T81860F04	2SA1491							
Q7516	48T81860F04	2SA1491							
Q7521	48T92782F01	2SC3964							
Q7522	48T92782F01	2SC3964							
● T1001	25T90218F01	Trans, Power							
★ T1001	25T90218F02	Trans, Power							
■ T1001	25T90218F02	Trans, Power							
▲ T1001	25T90218F03	Trans, Power							

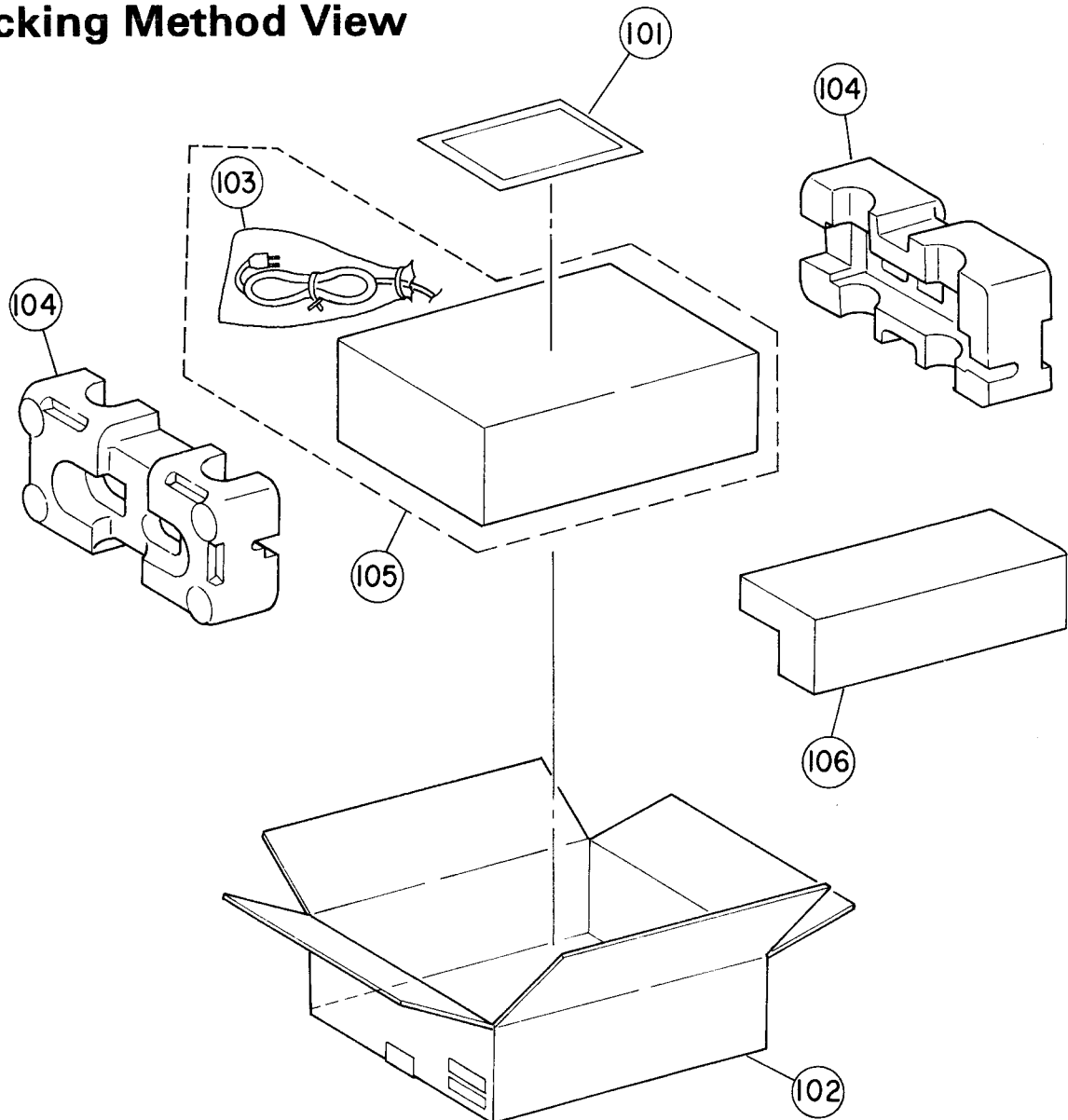
Notes: ● : For Japanese model only (JA), ■ : For North American model only (UZ),
 ★ : For Canadian model only (UQ), ▲ : For European model only (AD), Others : Common.

Packing Assembly Parts List

Symbol No.	Part No.	Description	Symbol No.	Part No.	Description
●	101	68P81707F20 Owners Manual	105	56B40442T08	Packing, Front Frame
■	101	68P81707F70 Owners Manual	106	56B93363F01	Pad, Packing
▲	101	68P81707F71 Owners Manual			
★	101	68P81707F71 Owners Manual			
●	102	56S71001F97 Carton, Packing			
▲	102	56S71001F98 Carton, Packing			
■	102	56S71001F98 Carton, Packing			
★	102	56S71001F98 Carton, Packing			
	103	56B40230G08 Sack, Polyethylene			
	104	56D83828F01 Tray, Packing			

Notes : ● : For Japanese model only (JA), ■ : For North American model only (UZ), ★ : For Canadian model only (UQ), ▲ : For European model only (AD), Others : Common.

Packing Method View



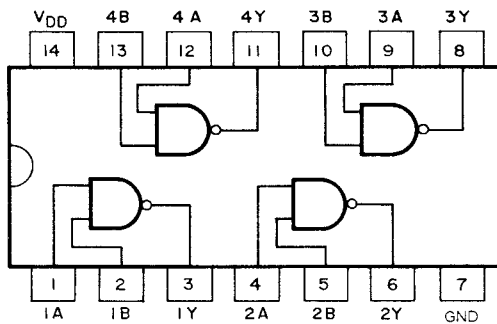
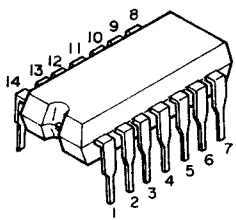
Cabinet Assembly Parts List

NOTE : The parts without part numbers are not supplied.

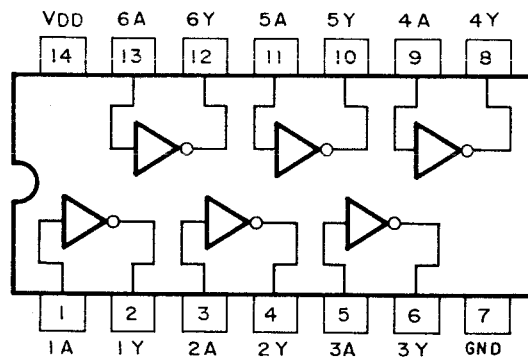
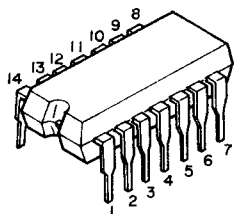
Symbol No.	Index	Part No.	Description	Symbol No.	Index	Part No.	Description
●	1	4-A 01V91200F15	Assy., Front Panel				
▲	1	4-A 01V91900F80	Panel, Front				
★	1	4-A 01V91900F80	Panel, Front				
■	1	4-A 01V91900F80	Panel, Front				
●	2	15D83824F01	Cover, Rear				
■	2	15D83824F02	Cover, Rear				
★	2	15D83824F03	Cover, Rear				
▲	2	15D83824F04	Cover, Rear				
★	3	2-A 15D83815F01	Cover, Top				
▲	3	2-A 15D83815F01	Cover, Top				
■	3	2-A 15D83815F01	Cover, Top				
●	3	2-A 15D83815F02	Cover, Top				
	4	3-A 36B83814F01	Knob, Speaker				
	5	3-A 36B70885F07	Knob, Power				
	6	36A80695F01	Knob, Push, Speaker				
	7	36A72661F01	Knob, Push, Tone				
	8	36A67333F01	Knob, Push				
	9	5-A 36A80706F01	Knob, Rotary Tone				
	10	6-A 36B80707F01	Knob, Rotary Volume				
	12	3-C 45B83823F01	Lever, Switch				
	13	03S40012G93	Screw, Tapping (M3 × 8)				
	14	43A67342F01	Spacer, Switch				
	16	2-B 75S72374F69	Cushion, Rubber				
	17	75B80720F01	Trannleg, Set				
	18	75A80719F01	Pad, Trannleg				
	19	03S63857F10	Screw, Tapping (M4 × 12)				
	20	75S62361F60	Cushion, Rubber				
	21	3-G 40T83704F01	Switch, Rotary Flex				
●	22	1-G 09T84523F02	Cover Outlet				
★	22	09T84523F02	Cover, Outlet				
■	22	09T84523F02	Cover, Outlet				
	23	03S40036U01	Screw, Pan (M4 × 8)				
	24	03S81717F01	Screw, Round (M3 × 6)				
	27	03S40012G96	Screw, Tapping (M3 × 6)				
	29	03A82468F01	Screw, Round (M3 × 10)				
	30	2-D 47C64899F49	Shaft, Speaker Terminal P.C.Board				
	31	03D40014G22	Screw, W/Washer (M3 × 8)				
	32	43T45472F02	Bushing, YC20A				
	34	03S40011G17	Screw, Pan (M3 × 6)				
	35	03S40018G08	Screw, Tapping (M3 × 8)				
				36		03S40036U12	Screw, Tapping (M4 × 6)
				39	3-B	46T92160F01	Spacer, P.C.Board (R)
				41	2-H	07A84472F01	Frame, Opt Jack
				43	4-H	43T92160F02	Spacer, P.C.Board (12R)
				44		03S44205G23	Screw, Pan (M3 × 4)
				45	2-A	29C41045P02	Lug, Wrap Around
				47		43A83239F02	Holder, Lamp D.D (N)
				48		03S43997P42	Screw, Countersink (M3 × 5)
				49		43A61758F03	Spacer, Lamp
				52		43A41837U02	Spacer, LED
				59	5-C	14A68351F01	Insulator, Jack "A"
			▲	61	1-G	43B41625J02	Stopper, Cord
				61	1-G	43B41625J05	Stopper, Cord
				62		29T84161F01	Star, Lug
				63	2-F	47T83859F01	Shaft
				69	2-E	09T51960F01	Holder, Fuse
			▲	70	2-E	54A63397F01	Label, Fuse (Caution)
			★	70	2-E	54A63397F01	Label, Fuse (Caution)
			■	70	2-E	54A63397F01	Label, Fuse (Caution)
			●	70	2-E	54B62266F36	Label, Fuse (8A-125V)
				76	1-D	03C40121T17	Screw, W/ Double Washer (M3 × 8)
				78	3-E	43T45472F01	Bushing
				79		03C40121T28	Screw, W/ Double Washer (M3 × 16)
			▲	82	3-G	42T93247F03	Wire, Sadol
			★	85	2-E	43T53136F01	Bush, Cap
			■	85	2-E	43T53136F01	Bush, Cap
			▲	86	3-E	29T84161F03	Star, Lug Type2
			★	86	3-E	29T84161F03	Star, Lug Type2
			■	86	3-E	29T84161F03	Star, Lug Type2
			▲	87		15A82362F01	Cover, V-Selector
			★	87		47T67899F50	Shaft, Power
			■	87		47C67899F50	Shaft, Power
			▲	88	1-G	03S44205G10	Screw, Pan (M3 × 10)
			■	89	1-D	54B62266F28	Label, Fuse (1A-250V)

Notes : ● : For Japanese model only (JA), ■ : For North American model only (UZ),
 ★ : For Canadian model only (UQ), ▲ : For European model only (AD), Others : Common.

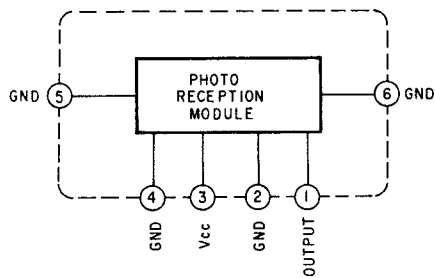
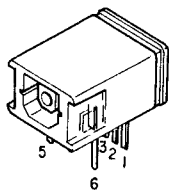
TC74HC00P : IC2112, 2302



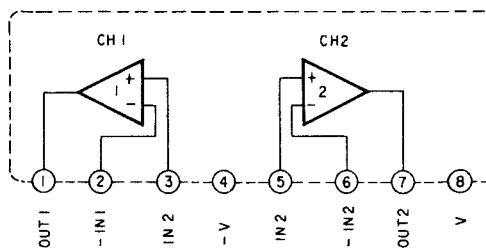
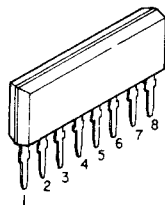
TC74HCU04P : IC2301



TORX172 : IC2303

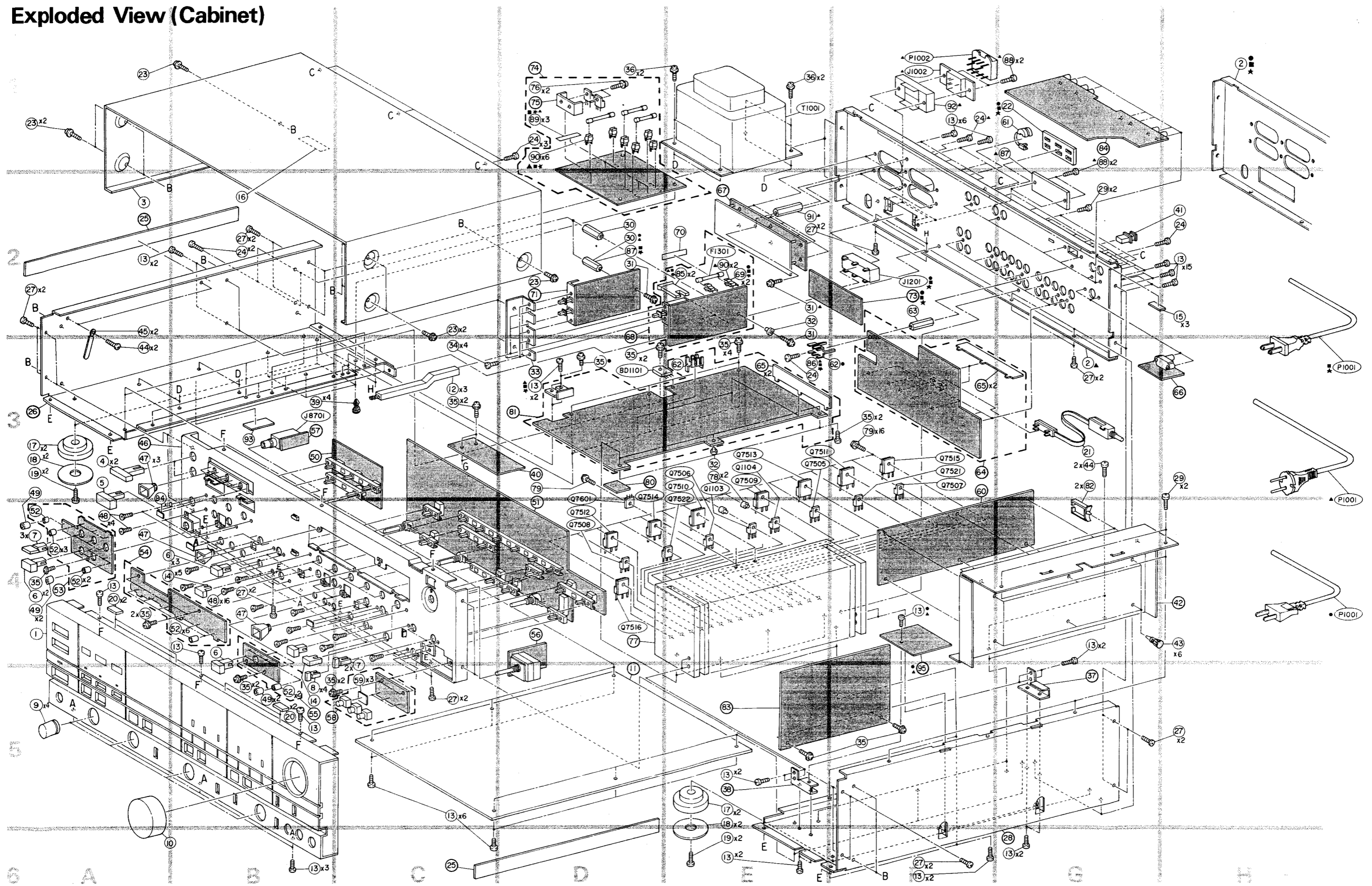


M5238L : IC4101, 4102
: IC9501 (■, ★)



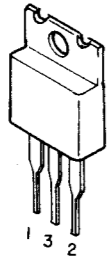
Notes : ● : For Japanese model only (JA), ■ : For North American model only (UZ),
★ : For Canadian model only (UQ), ▲ : For European model only (AD), Others : Common.

Exploded View (Cabinet)

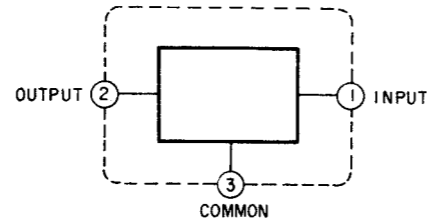


Semi-Conductor Lead Identifications

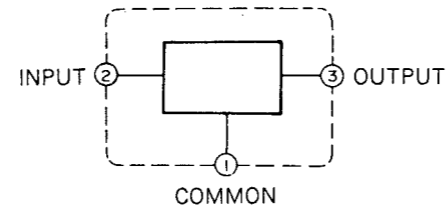
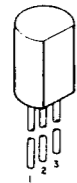
NJM7805 : IC1501
 NJM7809FA : IC1503



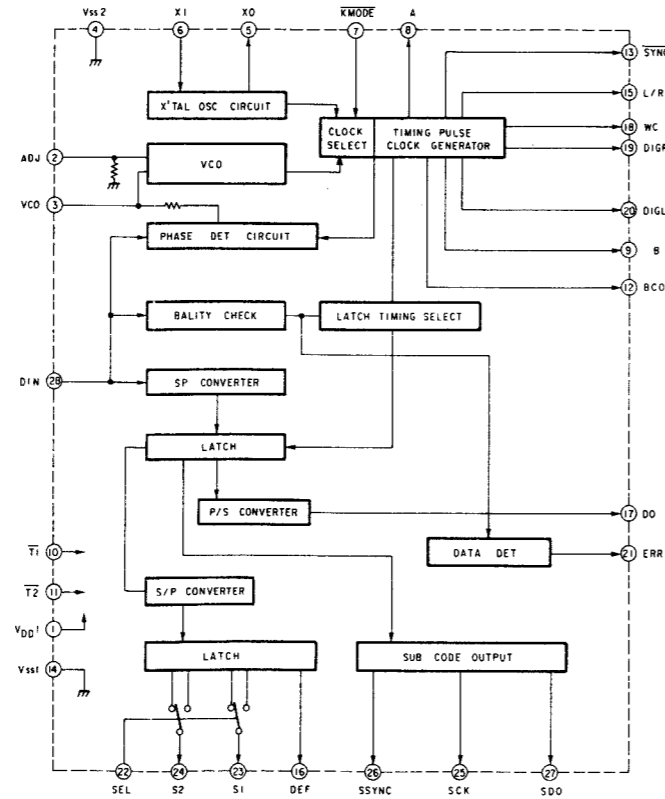
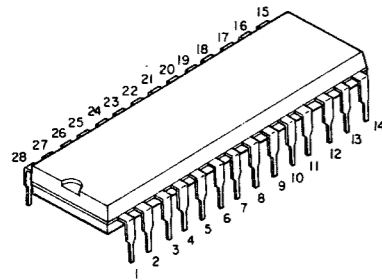
- 1. INPUT
- 2. OUTPUT
- 3. COMMON



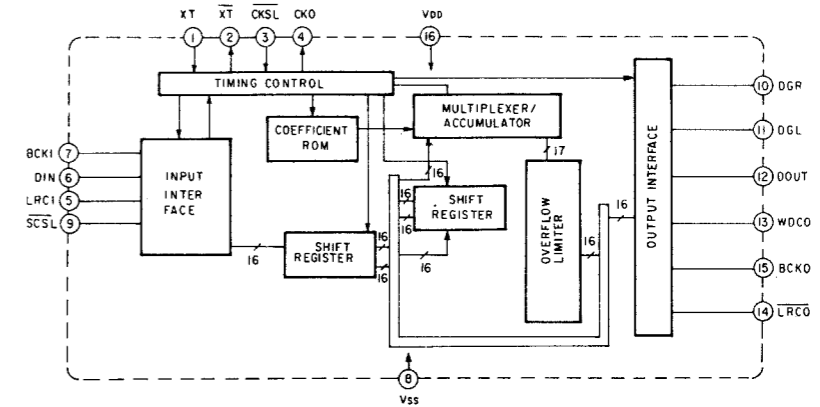
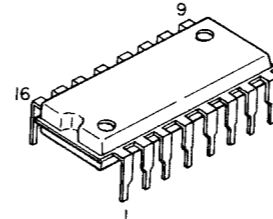
NJM79L05A : IC1502, 2111



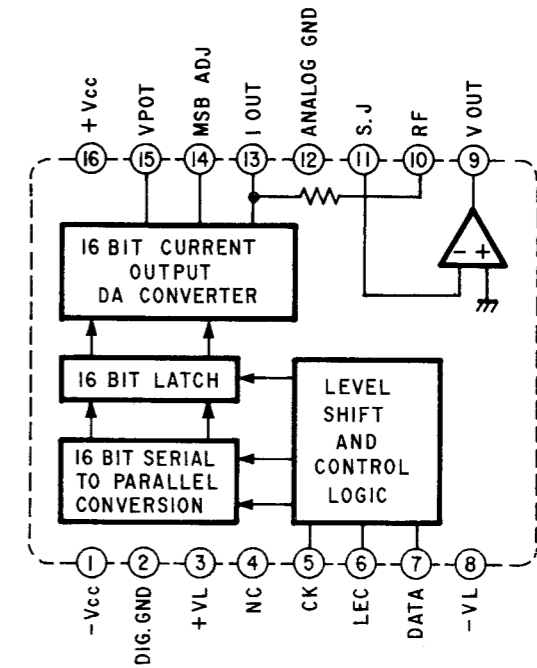
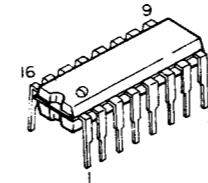
YM3623B : IC2101



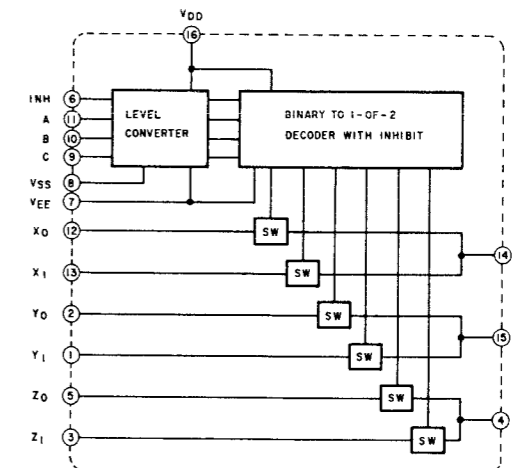
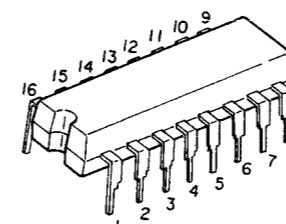
SM5807 : IC2102



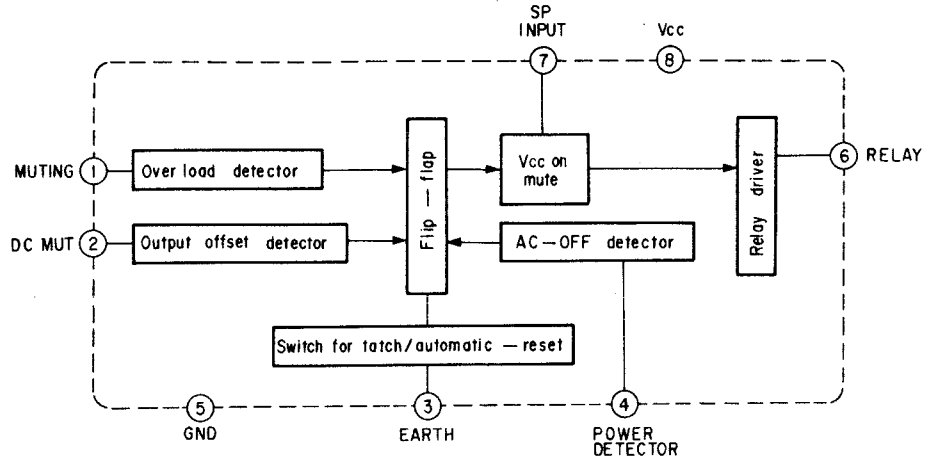
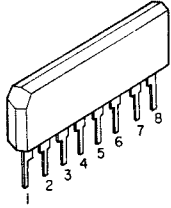
PCM56JP : IC2103



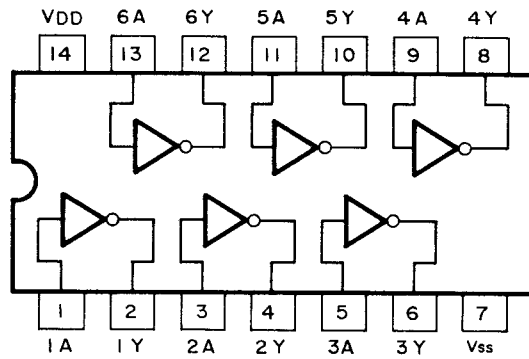
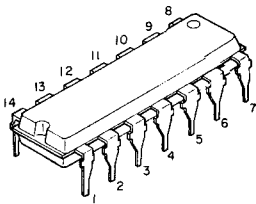
μ PD4053BC : IC2104



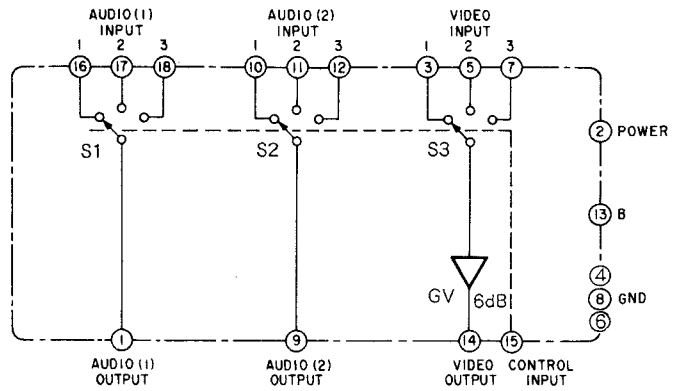
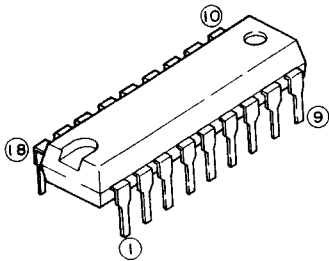
μ PC1237H : IC6401



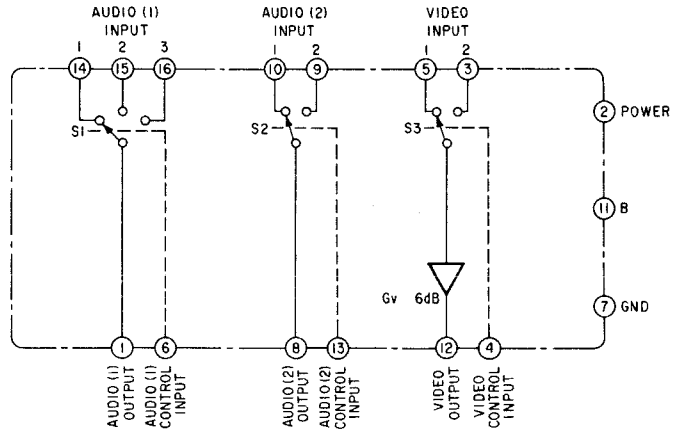
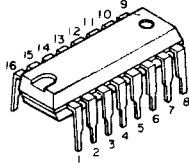
μ PD4069UBC : IC8501



M51321P : IC9101



M51320P : IC9102

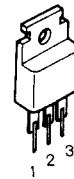


2SK246 : Q1101, 1102, 7121, 7122



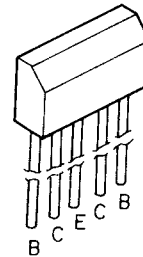
- 1. Source
- 2. Gate
- 3. Drain

2SJ77 : Q1104



- 1. Gate
- 2. Source
- 3. Drain

2SC2259 : Q1105
2SA979 : Q1106



2SC3421 : Q1107, 1109
2SA1358 : Q1108, 1110
2SA1360 : Q7113, 7114, 7123, 7124, 7601
2SA3423 : Q7115, 7116, 7125, 7126
2SC3964 : Q7521, 7522



2SC3332S : Q2101, 2102, 2110, 7523, 7524

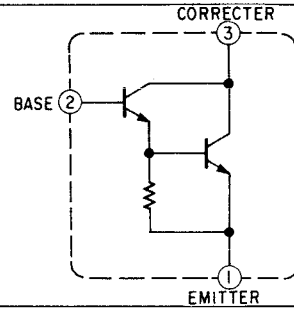
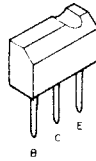
2SA1319S : Q2107, 7525, 7526

2SC2240 : Q7517, 7518

2SA970 : Q7519, 7520

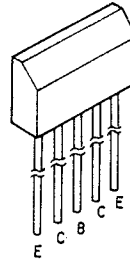


2SC1545 : Q2103, 2104, 2105, 2106, 2108, 2111
: Q9501 (■, ★)



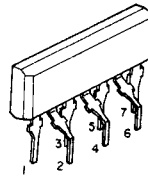
2SC2291 : Q7101, 7102

2SA995 : Q7119, 7120



2SK389 : Q7103, 7104, 7117, 7118

2SJ109 : Q7109, 7110



- 1. Drain 1
- 2. Gate 1
- 3. Source 1
- 4. Sub-straight
- 5. Source 2
- 6. Gate 2
- 7. Drain 2

2SC2910 : Q7107, 7108

2SA1208 : Q7111, 7112, 7127, 7128

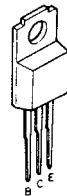


2SD1763A : Q7505, 7506

2SB1186A : Q7507, 7508

2SC3298 : Q7701

2SA1306 : Q7702



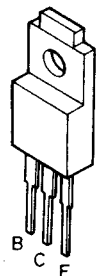
2SD1563A : Q7501 ■, 7502 ■

2SB1086A : Q7503 ■, 7504 ■



2SC3855 : Q7509, 7510, 7511, 7512

2SA1491 : Q7511, 7512, 7515, 7516



Notes : ◆ : For Japanese model only (JA), ■ : For North American model only,
★ : For Canadian model only (UQ), ▲ : For European model only (AD), Others : Common.